



The Honorable
EDDIE BAZA CALVO
Governor

The Honorable
RAY TENORIO
Lt. Governor



CARL V. DOMINGUEZ
Director
JESSIE B. PALICAN
Deputy Director

October 24, 2014

32-14-2216
Office of the Speaker
Judith T. Won Pat, Ed.D

The Honorable Speaker Judith T. Won Pat, Ed.D.
I Mina Trentai Dos Na Liheslaturan Guahan
155 Hesler Place
Hagatna, Guam 96910

Date: 10-31-14
Time: 9:53am
Received By: [Signature]

Subject: Fiscal Year 2014 Fourth Quarter – Federal Grants-In-Aid (FGIA) Financial Report

Dear Madam Speaker Won Pat:

Buenas yan Hafa Adai!

Transmitted herewith is the Department of Public Works' Federal Grants-In-Aid (FGIA) Financial Report for Fiscal Year 2014 Fourth Quarter (year-to-date) for the month ending September 30, 2014.

Please note, the Budget and Accounting Information System (BACIS) for FY 2014 books have not been closed and are not finalized. As a result, balances are subject to change due to the postings of September 30, 2014 transactions.

This report can be viewed on our website at www.dpw.guam.gov.

Should you require further information or inquiries, please do not hesitate to contact Mrs. Arleen U. Pierce, Controller at 646-3154 or 646-3231.

Si Yu'us Ma'ase,

[Signature]
CARL V. DOMINGUEZ

Attachments: FGIA Financial Report

cc: Office of the Public Auditor, OPA
Bureau of Budget and Management Research, BBMR
Department of Administration, DOA
Guam State Clearinghouse (federally funded programs only)

2216

2014 OCT 31 AM 11:41



The Honorable
EDDIE BAZA CALVO
Governor

The Honorable
RAY TENORIO
Lt. Governor



CARL V. DOMINGUEZ
Director
JESSIE B. PALICAN
Deputy Director

October 24, 2014

The Honorable Speaker Judith T. Won Pat, Ed.D.
I Mina 'Trentai Dos Na Liheslaturan Guahan
155 Hesler Place
Hagatna, Guam 96910

Subject: Fiscal Year 2014 Fourth Quarter – Federal Grants-In-Aid (FGIA) Financial Report

Dear Madam Speaker Won Pat:

Buenas yan Hafa Adai!

Transmitted herewith is the Department of Public Works' Federal Grants-In-Aid (FGIA) Financial Report for Fiscal Year 2014 Fourth Quarter (year-to-date) for the month ending September 30, 2014.

Please note, the Budget and Accounting Information System (BACIS) for FY 2014 books have not been closed and are not finalized. As a result, balances are subject to change due to the postings of September 30, 2014 transactions.

This report can be viewed on our website at www.dpw.guam.gov.

Should you require further information or inquiries, please do not hesitate to contact Mrs. Arleen U. Pierce, Controller at 646-3154 or 646-3231.

Si Yu'us Ma'ase,

MP
CARL V. DOMINGUEZ


Attachments: FGIA Financial Report

cc: Office of the Public Auditor, OPA
Bureau of Budget and Management Research, BBMR
Department of Administration, DOA
Guam State Clearinghouse (federally funded programs only)

**Office of Finance and Budget
DEPARTMENTAL FEDERAL FUNDING ABSTRACT
(Note: This form has a continuation page)**

Department/Agency: Department of Public Works
Division/Program: Office of Highway Safety
AS400 Account Number: S101E**10*****

Department/Agency Head Certification
Certified as to the accuracy of information contained herein:


 Signature: CARL V. DOMINGUEZ
 Date: 10/28/14

Grant Title	CFDA Number	Grant Award No.	FY 2012 Federal Grant Award Received	Grant Period	Indirect Cost Applied for/Amount Rec'd.	Fiscal Year 2012		FY 2012 Actual Federal Reimbursement	No. of FTE's Funded by Grant	Grant Award No.	FY 2013 Federal Grant Award Received	Grant Period	Indirect Cost Applied for/Amount Rec'd.	Fiscal Year 2013		FY 2013 Actual Federal Reimbursement	No. of FTE's Funded by Grant
						FY 2012 Expenditures/ Encumbrances 1/	FY 2012 Expenditures/ Encumbrances 2/							FY 2013 Expenditures/ Encumbrances 2/	FY 2013 Actual Federal Reimbursement		
Alcohol & Other Drugs	20.60	AL12 (N01)	\$ 300,989.01	Annual	0	\$ 293,709.27	\$ 280,119.90	2	AL13 (N01)	\$ 299,932.72	Annual	0	\$ 286,784.00	\$ 266,389.91	2		
Occupant Protection	20.60	OP12 (N02)	\$ 176,098.65	Annual	\$ 118,756.04	\$ 160,978.73	\$ 118,756.04	2	OP13 (N02)	\$ 25,051.97	Annual	\$ 24,696.01	\$ 24,696.01	\$ 24,696.01	1		
STEP	20.60	PT12 (N03)	\$ 7,433.97	Annual	\$ 15,538.43	\$ 7,425.16	\$ 15,538.43	2	PT13 (N03)	\$ 104,847.77	Annual	\$ 98,623.77	\$ 86,811.18	\$ 86,811.18	1		
EMS/Injury Prevention	20.60	EM12 (N04)	\$ 64,716.64	Annual	\$ 63,683.62	\$ 63,683.62	\$ 63,683.62	2	EM13 (N04)	\$ 21,184.21	Annual	\$ 21,184.21	\$ 25,730.71	\$ 25,730.71	1		
TRIMS	20.60	TR12 (N05)	\$ 29,645.88	Annual	\$ 27,900.11	\$ 27,900.11	\$ 27,900.11	1	TR13 (N05)	\$ 1,041.83	Annual	\$ 1,041.83	\$ 1,041.83	\$ 1,041.83	1		
Planning & Administration	20.60	PA12 (N06)	\$ 58,717.49	Annual	\$ 58,717.49	\$ 58,717.49	\$ 58,717.49	2	PA13 (N06)	\$ 35,874.82	Annual	\$ 34,587.56	\$ 1,745.77	\$ 1,745.77	1		
Roadway Safety	20.60	RS12 (N09)	\$ 2,608.47	Annual	\$ 2,608.47	\$ 2,608.47	\$ 2,608.47	1	RS13 (N09)	\$ 2,380.99	Annual	\$ 2,380.99	\$ 55,293.44	\$ 54,622.50	1		
Data Program SAFETEA-LU	20.60	K912 (N40)	\$ 500,000.00	Annual	\$ 521,279.43	\$ 521,279.43	\$ 521,279.43	1	K913 (N40)	\$ 58,541.75	Annual	\$ 58,541.75	\$ 571,025.13	\$ 571,025.13	1		
Safety Belts Incentive	20.60	K412 (N41)	\$ 4,231.00	Annual	\$ 4,226.01	\$ 4,226.01	\$ 4,226.01	1	K413 (N41)	\$ 684,552.18	Annual	\$ 684,552.18	\$ 684,552.18	\$ 684,552.18	1		
Paid Media	20.60	PM12 (N17)	\$ 14,290.00	Annual	\$ 14,290.00	\$ 14,290.00	\$ 14,290.00	1	PM13 (N17)	\$ 15,000.00	Annual	\$ 15,000.00	\$ 15,000.00	\$ 15,000.00	1		
OP Incentive Grant	20.60	K212 (N20)	\$ 68,635.64	Annual	\$ 21,921.07	\$ 21,921.07	\$ 21,921.07	1	K213 (N20)	\$ 49,819.74	Annual	\$ 49,819.74	\$ 46,913.88	\$ 46,913.88	1		
Paid Media Section 405	20.60	K2PM12 (N19)	\$ 5,000.00	Annual	\$ 21,069.52	\$ 21,069.52	\$ 21,069.52	1	K2PM13 (N19)	\$ 5,324.00	Annual	\$ 5,324.00	\$ 5,000.00	\$ 5,000.00	1		
OP Low - HVE (405b)	20.616	M2HVE13 (N11)	\$ 3,624.00	Annual	\$ 3,300.00	\$ 3,300.00	\$ 3,300.00	1	M2HVE13 (N11)	\$ 29,499.00	Annual	\$ 29,499.00	\$ 24,499.00	\$ 24,499.00	1		
OP Low - Training (405b)	20.616	M2TR13 (N12)		Annual				1	M2TR13 (N12)	\$ 35,200.00	Annual	\$ 35,200.00	\$ 17,006.51	\$ 9,333.52	1		
OP Low - Public Education (405b)	20.616	M2PE13 (N13)		Annual				1	M2PE13 (N13)	\$ 81,009.79	Annual	\$ 81,009.79	\$ 46,757.59	\$ 28,684.09	1		
OP Low - CSS (405b)	20.616	M2CSS13 (N14)		Annual				1	M2CSS13 (N14)	\$ 5,915.24	Annual	\$ 5,915.24	\$ 5,800.61	\$ 5,800.61	1		
Data Program (405c)	20.616	M3DA13 (N15)		Annual				1	M3DA13 (N15)	\$ 129,261.12	Annual	\$ 129,261.12	\$ 17,649.00	\$ 17,649.00	1		
DD - Public Education (405e)	20.616	M8PE13 (N21)		Annual				1	M8PE13 (N21)	\$ 71,113.70	Annual	\$ 71,113.70	\$ 71,113.70	\$ 71,113.70	1		
DD - Traffic Signs (405e)	20.616	M8TS13 (N22)		Annual				1	M8TS13 (N22)	\$ 5,400.00	Annual	\$ 5,400.00	\$ 5,400.00	\$ 5,400.00	1		
DD - Police Traffic (405e)	20.616	M8PT13 (N23)		Annual				1	M8PT13 (N23)	\$ 20,000.00	Annual	\$ 20,000.00	\$ 20,000.00	\$ 20,000.00	1		
DD - Traffic Records (405e)	20.616	M8TR13 (N24)		Annual				1	M8TR13 (N24)	\$ 20,000.00	Annual	\$ 20,000.00	\$ 20,000.00	\$ 20,000.00	1		
DD - Distracted Driving (405e)	20.616	M8DD13 (N25)		Annual				1	M8DD13 (N25)	\$ 36,513.70	Annual	\$ 36,513.70	\$ 13,621.63	\$ 13,621.63	1		
Total			\$ 2,117,130.21		\$ -	\$ 1,341,994.89	\$ 1,328,405.52	7		\$ 1,808,685.02		\$ -	\$ 1,321,644.29	\$ 1,208,894.26	7		

1/ If a grant is a continuing grant from previous fiscal years, indicate only in this column, the expenditures/encumbrances which occurred in FY 2012 (10/01/11 to 09/30/12).
 2/ If a grant is a continuing grant from previous fiscal years, indicate only in this column, the expenditures/encumbrances which occurred in FY 2013 (10/01/12 to 09/30/13).
 3/ If a grant is a continuing grant from previous fiscal years, indicate only in this column, the expenditures/encumbrances which occurred in FY 2014 (10/01/13 to 09/30/14).

Office of Finance and Budget
DEPARTMENTAL FEDERAL FUNDING ABSTRACT
(Continued from page 1)

Division/Program: Office of Highway Safety
AS400 Account Number: 5101E**10*****

Grant Title	CFDA Number	Grant Award No.	FY 2014 Federal Grant Award Received	Grant Period	Indirect Cost Applied for Amount Rec'd.	As of September 30, 2014		FY 2014 Actual Federal Reimbursement	No. of FTE's Funded	FY 2015 Federal Award Request			
						FY 2014 Expenditures/Encumbrances 3/	FY 2014 Federal Reimbursement			FY 2015 Federal Award Request	Grant Award No.	Grant Period	Indirect Cost Applied for Amount Rec'd.
Alcohol & Other Drugs	20.60	AL14 (N01)	\$ 254,944.30	Annual		\$ 178,285.47	\$ 121,139.02	2	\$ 181,584.00	AL15	Annual		2
		AL14 (C01)	\$ 33,311.78			\$ 31,698.01	\$ 16,757.40						
Occupant Protection	20.60	OP14 (N02)	\$ 117,327.89	Annual		\$ 97,323.51	\$ 74,918.24	1	\$ 141,584.72	OP15	Annual		1
		OP14 (C02)	\$ 18,036.59			\$ 11,381.57	\$ 10,096.17						
STEP	20.60	PT14 (N03)	\$ 75,589.53	Annual		\$ 43,848.30	\$ 36,173.20	1	\$ 130,544.55	PT15	Annual		1
		PT14 (C03)	\$ 44,524.04			\$ 25,655.86	\$ 17,552.66						
TRIMS	20.60	TR14 (N04)	\$ 37,543.04	Annual		\$ 37,816.67	\$ 30,788.86	1	\$ 33,400.00	TR15	Annual		1
		TR14 (C04)	\$ 1,922.48			\$ 2,378.87	\$ 4,167.84						
Planning & Administration	20.60	PA14 (N05)	\$ 75,520.24	Annual		\$ 46,881.58	\$ 39,045.87		\$ 68,304.28	PA15	Annual		
		PA14 (C05)	\$ 3,248.31			\$ 3,084.62	\$ 3,009.62						
Paid Media	20.60	PM14 (N06)	\$ 20,000.00	Annual		\$ 14,499.00	\$ 14,499.00		\$ 25,507.45	PM15	Annual		
		PM14 (C06)	\$ 501.00			\$ -	\$ -						
Paid Media Section 405	20.60	K2PM14 (N51)	\$ 324.00	Annual		\$ 324.00	\$ 225.00						
		K2PM14 (C51)	\$ -			\$ -	\$ -						
OP Incentive Grant	20.60	K214 (C50)	\$ 2,905.86	Annual		\$ -	\$ -						
Data Program (408)	20.60	K914 (C52)	\$ 113,527.05	Annual		\$ 101,273.42	\$ 46,750.00						
		M2TR14 (N21)	\$ 35,583.02			\$ 14,390.67	\$ 11,630.67						
OP Low - Training (405b)	20.616	M2TR14 (C21)	\$ 18,193.49	Annual		\$ 3,279.79	\$ 2,339.79						
		M2BE14 (N22)	\$ 78,656.84			\$ 71,206.33	\$ 48,853.54	1					1
		M2BE14 (C22)	\$ 38,498.70			\$ 34,460.14	\$ 29,210.69						
OP Low - CSS (405b)	20.616	M2CSS14 (N23)	\$ 7,804.33	Annual		\$ 1,909.83	\$ 1,909.83						
		M2CSS14 (C23)	\$ 114.63			\$ 89.97	\$ 89.97						
OP - HVE	20.616	M2HVE14 (N24)	\$ 34,042.57	Annual		\$ 6,316.26	\$ -						
		M2HVE14 (C24)	\$ 11,456.43			\$ 8,433.78	\$ 2,760.54						
Data Program (405c)	20.616	M3DA14 (N30)	\$ 136,976.53	Annual		\$ 139,134.54	\$ 9,562.44						
		M3DA14 (C30)	\$ 111,612.12			\$ 110,803.12	\$ 51,658.00						
DD - Public Education (405e)	20.616	M8PE14 (C40)	\$ 71,113.70	Annual		\$ 6,500.00	\$ -						
DD - Traffic Signs (405e)	20.616	M8TS14 (C41)	\$ 5,400.00	Annual		\$ -	\$ -						
DD - Police Traffic (405e)	20.616	M8*PT14 (C4A)	\$ 15,000.00	Annual		\$ 7,222.02	\$ -						
DD - Traffic Records (405e)	20.616	M8*TR14 (C43)	\$ 17,078.76	Annual		\$ 17,078.76	\$ 17,078.76						
DD - Distracted Driving (405e)	20.616	M8*DD14 (C44)	\$ 30,813.31	Annual		\$ 35,114.07	\$ 28,738.78						
			\$ 1,411,570.54		\$ -	\$ 1,050,392.16	\$ 618,955.69	6	\$ 580,925.00		\$ -	\$ -	6

1/ If a grant is a continuing grant from previous fiscal years, indicate only in this column, the expenditures/encumbrances which occurred in FY 2012 (10/01/11 to 09/30/12).

2/ If a grant is a continuing grant from previous fiscal years, indicate only in this column, the expenditures/encumbrances which occurred in FY 2013 (10/01/12 to 09/30/13).

3/ If a grant is a continuing grant from previous fiscal years, indicate only in this column, the expenditures/encumbrances which occurred in FY 2014 (10/01/13 to 09/30/14).

User ID : DPMWATAT
 To date : 9/2012
 Account : 5101E12106
 Dept/Division :

Account Number Account Name YTD Allotment YTD Expenditures O/S Encumbrance Available Funds Unallotted Balance
 Job Appropriation
 5101E121065E1C04250 EMS EDUC & OUTREACH PROGRAM

 EIC04 PROGRAM TOTALS Count: 1

5101E121065E1C05111	SEC 402 TR-TRAF REC INF MGT SY	4,690.08	4,690.08			
5101E121065E1C05113	SEC 402 TR-TRAF REC INF MGT SY	1,901.46	1,901.46			
5101E121065E1C05114	SEC 402 TR-TRAF REC INF MGT SY					
5101E121065E1C05115	SEC 402 TR-TRAF REC INF MGT SY					
5101E121065E1C05220	SEC 402 TR-TRAF REC INF MGT SY					
5101E121065E1C05230	SEC 402 TR-TRAF REC INF MGT SY					
5101E121065E1C05240	SEC 402 TR-TRAF REC INF MGT SY					
5101E121065E1C05250	SEC 402 TR-TRAF REC INF MGT SY					
5101E121065E1C05450	SEC 402 TR-TRAF REC INF MGT SY					


 EIC05 PROGRAM TOTALS Count: 9 6,591.54 6,591.54

5101E121065E1C05111	SEC 402 TR-TRAF REC INF MGMT	21,496.00	20,100.32			1,395.68
5101E121065E1C05113	SEC 402 TR-TRAF REC INF MGMT	8,149.88	7,799.79			350.09
5101E121065E1C05220	SEC 402 TR-TRAF REC INF MGMT					
5101E121065E1C05230	SEC 402 TR-TRAF REC INF MGMT					
5101E121065E1C05240	SEC 402 TR-TRAF REC INF MGMT					
5101E121065E1C05250	SEC 402 TR-TRAF REC INF MGMT					
5101E121065E1C05450	SEC 402 TR-TRAF REC INF MGMT					

 BIN05 PROGRAM TOTALS Count: 7 27,900.11 27,900.11

 DIVISION TOTALS Count: 17 34,491.65 34,491.65

 5101E121066E1C01111 SEC 402 AL-ALCHL/DRGS CNTRMEAS 19,383.34 17,358.40 2,024.94



User ID : DPMWATAP
 To date : 9/2012
 Account : 5101E12106
 Dept/Division :

Exclude Object Codes :

Account Number	Account Name	YTD Allotment	YTD Expenditures	O/S Encumbrance	Available Funds	Unallotted Balance
5101E121066E1C0113	SEC 402 AL-ALCHL/DRGS CNTRMEAS	5,700.42	5,700.42			708.14
5101E121066E1C01220	SEC 402 AL-ALCHL/DRGS CNTRMEAS	5,399.51	5,399.51			
5101E121066E1C01230	SEC 402 AL-ALCHL/DRGS CNTRMEAS	5,123.08	5,123.08			702.73
5101E121066E1C01240	SEC 402 AL-ALCHL/DRGS CNTRMEAS					
5101E121066E1C01250	SEC 402 AL-ALCHL/DRGS CNTRMEAS					
5101E121066E1C01280	SEC 402 AL-ALCHL/DRGS CNTRMEAS	20,000.00	19,476.63		523.37	
5101E121066E1C01450	SEC 402 AL-ALCHL/DRGS CNTRMEAS	65,698.00	65,698.00			
RIC01 PROGRAM TOTALS		Count: 8	119,279.41		523.37	3,435.81
5101E121066E1C02111	SEC 402 OP-OCCUPANT PROT(PIE)	14,467.83	9,837.21			4,630.62
5101E121066E1C02113	SEC 402 OP-OCCUPANT PROT(PIE)	6,438.65	5,004.98			1,433.67
5101E121066E1C02114	SEC 402 OP-OCCUPANT PROT(PIE)					
5101E121066E1C02115	SEC 402 OP-OCCUPANT PROT(PIE)					
5101E121066E1C02220	SEC 402 OP-OCCUPANT PROT(PIE)					
5101E121066E1C02230	SEC 402 OP-OCCUPANT PROT(PIE)					
5101E121066E1C02240	SEC 402 OP-OCCUPANT PROT(PIE)	696.24				
5101E121066E1C02250	SEC 402 OP-OCCUPANT PROT(PIE)		696.24			
5101E121066E1C02280	SEC 402 OP-OCCUPANT PROT(PIE)					
5101E121066E1C02450	SEC 402 OP-OCCUPANT PROT(PIE)					
RIC02 PROGRAM TOTALS		Count: 10	15,538.43		15,538.43	6,064.29
5101E121066E1C03111	SEC 402 PT - SELECT TRAFF EDUC					
5101E121066E1C03113	SEC 402 PT - SELECT TRAFF EDUC					

User ID : DPMWATAP
 To date : 9/2012
 Account : 5101E12106
 Dept/Division :

Account Number	Account Name	YTD Allotment	YTD Expenditures	O/S Encumbrance	Available Funds	Unallotted Balance
Tot Appropriation						
5101E121066E1C03220	SEC 402 PT - SELECT TRAFF EDUC	11,000.00	9,986.78		1,013.22	
5101E121066E1C03230	SEC 402 PT - SELECT TRAFF EDUC	32,849.00				
5101E121066E1C03240	SEC 402 PT - SELECT TRAFF EDUC					
5101E121066E1C03250	SEC 402 PT - SELECT TRAFF EDUC					
5101E121066E1C03280	SEC 402 PT - SELECT TRAFF EDUC	20,867.64	20,847.84		19.80	
5101E121066E1C03450	SEC 402 PT - SELECT TRAFF EDUC	32,849.00				
RIC03 PROGRAM TOTALS		64,716.64	63,683.62		1,033.02	

5101E121066E1C09240	SEC 402 RS - ROADWAY SAFETY	223.68			223.68	
RIC09 PROGRAM TOTALS		223.68	223.68		223.68	

5101E121066E1C17230	PAID MEDIA					
RIC17 PROGRAM TOTALS		Count: 1				

5101E121066E1C18230	PEDESTRIAN & BICYCLE SAFETY					
5101E121066E1C18240	PEDESTRIAN & BICYCLE SAFETY					
RIC18 PROGRAM TOTALS		Count: 2				

5101E121066E1C19230	SEC 405 OP K2PM - PAID MEDIA	3,624.00	3,300.00		324.00	
RIC19 PROGRAM TOTALS		Count: 1	3,300.00			324.00

5101E121066E1C20111	SEC 405 OP-K2 OCCUP PROT INCEN					

User ID : DPMWATAT
 To date : 9/2012
 Account : 5101E12106
 Dept/Division :

Exclude Object Codes:

Account Number	Account Name	YTD Allotment	YTD Expenditures	O/S Encumbrance	Available Funds	Unallotted Balance
5101E121066E1C20113	SEC 405 OP-K2 OCCUP PROT INCEN					
5101E121066E1C20114	SEC 405 OP-K2 OCCUP PROT INCEN					
5101E121066E1C20115	SEC 405 OP-K2 OCCUP PROT INCEN					
5101E121066E1C20220	SEC 405 OP-K2 OCCUP PROT INCEN					
5101E121066E1C20230	SEC 405 OP-K2 OCCUP PROT INCEN					
5101E121066E1C20240	SEC 405 OP-K2 OCCUP PROT INCEN					
5101E121066E1C20250	SEC 405 OP-K2 OCCUP PROT INCEN					
5101E121066E1C20280	SEC 405 OP-K2 OCCUP PROT INCEN					
5101E121066E1C20450	SEC 405 OP-K2 OCCUP PROT INCEN					

RIC20 PROGRAM TOTALS Count: 10 21,069.52 21,069.52 3,105.17

5101E121066E1C40111	SEC 408 K9-STA TRAF SAF INF SY	44,418.07	41,060.40			3,357.67
5101E121066E1C40113	SEC 408 K9-STA TRAF SAF INF SY	14,220.33	13,307.91			912.42
5101E121066E1C40114	SEC 408 K9-STA TRAF SAF INF SY	647,193.21	466,911.12			180,282.09
5101E121066E1C40115	SEC 406 K4-SEATBELT INCENTIVE	705,831.61	521,279.43			184,552.18

RIC40 PROGRAM TOTALS Count: 5 521,279.43 521,279.43 184,552.18

Run Date : 10/13/14
Run Time : 12:06:43

STATEMENT OF APPROPRIATIONS, ALLOTMENT, OUTSTANDING ENCUMBRANCE AND EXPENDITURES

Page : 5
Program : PRTAPPN

User ID : DPMWATAT
To date : 9/2012
Account : 5101E12106
Dept/Division :

Exclude Object Codes:

Account Number	Account Name	YTD Allotment	YTD Expenditures	O/S Encumbrance	Available Funds	Unallotted Balance
TOT APPROPRIATION						
5101E121066E1C41230	SEC 406 K4-SEATBELT INCENTIVE					
5101E121066E1C41240	SEC 406 K4-SEATBELT INCENTIVE					
		1,831.20	1,826.21		4.99	
5101E121066E1C41250	SEC 406 K4-SEATBELT INCENTIVE					
		2,399.80	2,399.80			
5101E121066E1C41280	SEC 406 K4-SEATBELT INCENTIVE					
5101E121066E1C41450	SEC 406 K4-SEATBELT INCENTIVE					
K1C41 PROGRAM TOTALS						
		4,231.00	4,226.01		4.99	

5101E121066E1N01111	SEC 402 AL-ALCHL/DRGS CNTRMEAS					
		74,889.60	74,889.60			
5101E121066E1N01113	SEC 402 AL-ALCHL/DRGS CNTRMEAS					
		25,138.09	25,138.09			.07
5101E121066E1N01220	SEC 402 AL-ALCHL/DRGS CNTRMEAS					
		9,606.98	7,054.02			2,552.96
5101E121066E1N01230	SEC 402 AL-ALCHL/DRGS CNTRMEAS					
		6,290.00	3,475.90			2,814.10
5101E121066E1N01240	SEC 402 AL-ALCHL/DRGS CNTRMEAS					
5101E121066E1N01250	SEC 402 AL-ALCHL/DRGS CNTRMEAS					
5101E121066E1N01280	SEC 402 AL-ALCHL/DRGS CNTRMEAS					
		185,064.27	147,750.72	35,400.94	845.04	1,067.57
5101E121066E1N01450	SEC 402 AL-ALCHL/DRGS CNTRMEAS					

K1N01 PROGRAM TOTALS	Count:	294,554.31	258,308.33	35,400.94	845.04	6,434.70

5101E121066E1N02111	SEC 402 OP-OCCUPANT PROT(PI&E)					
		86,781.61	86,781.61			
5101E121066E1N02113	SEC 402 OP-OCCUPANT PROT(PI&E)					
		39,226.07	39,226.07			
5101E121066E1N02220	SEC 402 OP-OCCUPANT PROT(PI&E)					
		23,090.97	21,446.81			1,644.16
5101E121066E1N02230	SEC 402 OP-OCCUPANT PROT(PI&E)					
5101E121066E1N02240	SEC 402 OP-OCCUPANT PROT(PI&E)					
5101E121066E1N02250	SEC 402 OP-OCCUPANT PROT(PI&E)					

User ID : DPMWATAP
 To date : 9/2012
 Account : 5101E12106
 Dept/Division :

Account Number	Account Name	YTD Allotment	YTD Expenditures	O/S Encumbrance	Available Funds	Unallotted Balance
Tot Appropriation						
5101E121066EIN02280	SEC 402 OP-OCCUPANT PROT(PI&E)	13,524.24	13,524.24			13,475.76
5101E121066EIN02450	SEC 402 OP-OCCUPANT PROT(PI&E)					

EIN02 PROGRAM TOTALS Count: 8 160,978.73 160,978.73 15,119.92

5101E121066EIN03111	SEC 402 PT-SELECTIVE TRAFF EDU					
5101E121066EIN03113	SEC 402 PT-SELECTIVE TRAFF EDU					
5101E121066EIN03114	SEC 402 PT-SELECTIVE TRAFF EDU					
5101E121066EIN03115	SEC 402 PT-SELECTIVE TRAFF EDU					
5101E121066EIN03220	SEC 402 PT-SELECTIVE TRAFF EDU					
5101E121066EIN03230	SEC 402 PT-SELECTIVE TRAFF EDU					
5101E121066EIN03240	SEC 402 PT-SELECTIVE TRAFF EDU					
5101E121066EIN03250	SEC 402 PT-SELECTIVE TRAFF EDU					
5101E121066EIN03280	SEC 402 PT-SELECTIVE TRAFF EDU					
5101E121066EIN03450	SEC 402 PT-SELECTIVE TRAFF EDU					

EIN03 PROGRAM TOTALS Count: 10 7,433.97 7,425.16 8.81

5101E121066EIN17230	SEC 402 PM - PAID MEDIA	14,290.00	14,290.00			
---------------------	-------------------------	-----------	-----------	--	--	--

EIN17 PROGRAM TOTALS Count: 1 14,290.00 14,290.00

5101E121066EIN19230	SEC 405 OP-K2PM PAID MEDIA	5,000.00				5,000.00
---------------------	----------------------------	----------	--	--	--	----------

EIN19 PROGRAM TOTALS Count: 1 5,000.00 5,000.00

5101E121066EIN20220	SEC 405 OP-K2 OCCUPANT PROTECT	14,806.52	10,181.52			4,625.00
---------------------	--------------------------------	-----------	-----------	--	--	----------

User ID : DPMMATAT
 To date : 9/2012
 Account : 5101E12106
 Dept/Division :

Account Number	Account Name	YTD Allotment	YTD Expenditures	O/S Encumbrance	Available Funds	Unallotted Balance
YTD APPROPRIATION						
5101E121066EIN20230	SEC 405 OP-K2 OCCUPANT PROTECT	1,475.00	1,475.00			28,487.12
5101E121066EIN20250	SEC 405 OP-K2 OCCUPANT PROTECT	2,790.00	2,790.00			210.00
5101E121066EIN20280	SEC 405 OP-K2 OCCUPANT PROTECT	7,474.55	7,474.55			13,392.45
KIM20 PROGRAM TOTALS		Count: 4	21,921.07			46,714.57

5101E121066EIN40230	SECTION 408 K9-STATE TRAP INFO					
						500,000.00
KIM40 PROGRAM TOTALS		Count: 1	500,000.00			500,000.00

5101E121066PAC06111	SEC 402 PA - PLANNING & ADMIN	2,045.43	2,045.43			
5101E121066PAC06113	SEC 402 PA - PLANNING & ADMIN	563.04	563.04			
5101E121066PAC06114	SEC 402 PA - PLANNING & ADMIN					
5101E121066PAC06115	SEC 402 PA - PLANNING & ADMIN					
5101E121066PAC06220	SEC 402 PA - PLANNING & ADMIN					
5101E121066PAC06230	SEC 402 PA - PLANNING & ADMIN					
5101E121066PAC06240	SEC 402 PA - PLANNING & ADMIN					
5101E121066PAC06250	SEC 402 PA - PLANNING & ADMIN					
5101E121066PAC06363	SEC 402 PA - PLANNING & ADMIN					
5101E121066PAC06450	SEC 402 PA - PLANNING & ADMIN					
PAC06 PROGRAM TOTALS		Count: 10	2,608.47			2,608.47

5101E121066PAN06111	SEC 402 PA - PLANNING & ADMIN	34,184.15	34,184.15			
5101E121066PAN06113	SEC 402 PA - PLANNING & ADMIN	9,100.30	9,100.30			
5101E121066PAN06220	SEC 402 PA - PLANNING & ADMIN	9,591.27	9,591.27			

Run Date : 10/13/14
Run Time : 12:06:43

STATEMENT OF APPROPRIATIONS, ALLOTMENT, OUTSTANDING ENCUMBRANCE AND EXPENDITURES

Page : 8
Program : PRTAPPN

User ID : DPWMATAT
To date : 9/2012
Account : 5101E12106
Dept/Division :

Exclude Object Codes:

Account Number	Account Name	YTD Allotment	YTD Expenditures	O/S Encumbrance	Available Funds	Unallotted Balance
<u>-----</u>						
5101E121066PAN06230	SEC 402 PA - PLANNING & ADMIN	3,330.00	3,330.00			
5101E121066PAN06240	SEC 402 PA - PLANNING & ADMIN	3,330.00	3,330.00			
5101E121066PAN06250	SEC 402 PA - PLANNING & ADMIN					
5101E121066PAN06363	SEC 402 PA - PLANNING & ADMIN	2,511.77	2,511.77			
5101E121066PAN06450	SEC 402 PA - PLANNING & ADMIN	2,511.77	2,511.77			
<u>-----</u>						
PAN06	PROGRAM TOTALS	Count: 58,717.49	58,717.49			
66	DIVISION TOTALS	Count: 1,310,142.15	1,272,102.30	35,400.94	2,638.91	770,750.64
10	DEPARTMENT TOTALS	Count: 1,344,633.80	1,306,593.95	35,400.94	2,638.91	772,496.41
E12	APTRPAY TOTALS	Count: 1,344,633.80	1,306,593.95	35,400.94	2,638.91	772,496.41
101	FUND TOTALS	Count: 1,344,633.80	1,306,593.95	35,400.94	2,638.91	772,496.41
<u>-----</u>						
FINAL TOTALS		Count: 1,344,633.80	1,306,593.95	35,400.94	2,638.91	772,496.41

1,341,994.89

Run Date : 10/13/14
 Run Time : 12:05:35
 User ID : DPMWATAT

FGIA A/R Transaction List

Account Id : 5101E12106
 G/L Account :
 Document :
 Trans code(s) : 103 104

From Trans date : / /
 From add date : / /
 Add user :
 To trans date : / /
 To add date : / /
 CPDA No :
 Trans amt : :

AccountId	G/L Account	Cde	Document	Trans Date	Trans Amt	Add UserId	Add Date
5101E1210666E1C05	110111220	103	J12FED0101	2/17/2012	6871.70-	PSTAJVFG	2/21/2012
5101E1210666E1C05	110111220	104	J12FED0127	3/20/2012	280.16	PSTAJVFG	3/22/2012
5101E1210666E1C05	110111220	103	J12FED0127	3/20/2012	7413.46-	PSTAJVFG	3/22/2012
5101E1210666E1C05	110111220	103	J12FED0144	4/6/2012	1321.72-	PSTAJVFG	4/9/2012
5101E1210666E1C05	110111220	103	J12FED0166	4/30/2012	2643.44-	PSTAJVFG	5/2/2012
5101E1210666E1C05	110111220	103	J12FED0182	5/18/2012	1321.72-	PSTAJVFG	5/21/2012
5101E1210666E1C05	110111220	103	J12FED0214	6/22/2012	3965.16-	PSTAJVFG	6/25/2012
5101E1210666E1C05	110111220	103	J12FED0244	7/31/2012	2643.44-	PSTAJVFG	8/2/2012
5101E1210666E1C05	110111220	103	J12FED0287	9/21/2012	5286.88-	PSTAJVFG	9/24/2012
5101E1210666E1C05	110111220	103	J13FED0041	11/16/2012	3304.29-	PSTAJVFG	11/19/2012
5101E1210666E1C01	110111220	103	J12FED0101	2/17/2012	23048.89-	PSTAJVFG	2/21/2012
5101E1210666E1C01	110111220	103	J12FED0127	3/20/2012	6359.01-	PSTAJVFG	3/22/2012
5101E1210666E1C01	110111220	103	J12FED0144	4/6/2012	65698.00-	PSTAJVFG	4/9/2012
5101E1210666E1C01	110111220	103	J12FED0166	4/30/2012	10000.00-	PSTAJVFG	5/2/2012
5101E1210666E1C01	110111220	103	J12FED0182	5/18/2012	3396.91-	PSTAJVFG	5/21/2012
5101E1210666E1C01	110111220	103	J12FED0214	6/22/2012	877.76-	PSTAJVFG	6/25/2012
5101E1210666E1C01	110111220	103	J12FED0244	7/31/2012	5000.91-	PSTAJVFG	8/2/2012
5101E1210666E1C01	110111220	103	J12FED0287	9/21/2012	2001.76-	PSTAJVFG	9/24/2012
5101E1210666E1C02	110111220	103	J13FED0064	12/20/2012	2372.80-	PSTAJVFG	12/21/2012
5101E1210666E1C02	110111220	103	J12FED0101	2/17/2012	9361.12-	PSTAJVFG	2/21/2012
5101E1210666E1C02	110111220	103	J12FED0144	4/6/2012	540.00-	PSTAJVFG	4/9/2012
5101E1210666E1C02	110111220	103	J12FED0182	5/18/2012	156.24-	PSTAJVFG	5/21/2012
5101E1210666E1C02	110111220	103	J13FED0064	12/20/2012	5481.07-	PSTAJVFG	12/21/2012
5101E1210666E1C03	110111220	103	J12FED0144	4/6/2012	32849.00-	PSTAJVFG	4/9/2012
5101E1210666E1C03	110111220	103	J12FED0166	4/30/2012	5000.00-	PSTAJVFG	5/2/2012
5101E1210666E1C03	110111220	103	J12FED0182	5/18/2012	11077.42-	PSTAJVFG	5/21/2012
5101E1210666E1C03	110111220	103	J12FED0214	6/22/2012	6450.88-	PSTAJVFG	6/25/2012
5101E1210666E1C03	110111220	103	J12FED0244	7/31/2012	5975.26-	PSTAJVFG	8/2/2012
5101E1210666E1C03	110111220	103	J13FED0041	11/16/2012	2331.06-	PSTAJVFG	11/19/2012
5101E1210666E1C03	110111220	103	J12FED0214	6/22/2012	650.00-	PSTAJVFG	6/25/2012
5101E1210666E1C03	110111220	103	J12FED0287	9/21/2012	2650.00-	PSTAJVFG	8/2/2012
5101E1210666E1C03	110111220	103	J12FED0244	4/6/2012	2700.00-	PSTAJVFG	4/9/2012
5101E1210666E1C03	110111220	103	J12FED0144	4/6/2012	8498.44-	PSTAJVFG	6/25/2012
5101E1210666E1C03	110111220	103	J12FED0214	6/22/2012	7183.18-	PSTAJVFG	9/24/2012
5101E1210666E1C03	110111220	103	J13FED0041	11/16/2012	2687.90-	PSTAJVFG	11/19/2012
5101E1210666E1C03	110111220	103	J12FED0101	2/17/2012	72362.12-	PSTAJVFG	2/21/2012
5101E1210666E1C03	110111220	103	J12FED0127	3/20/2012	47931.06-	PSTAJVFG	3/22/2012
5101E1210666E1C03	110111220	103	J12FED0144	4/6/2012	1977.02-	PSTAJVFG	4/9/2012
5101E1210666E1C03	110111220	103	J12FED0166	4/30/2012	126495.16-	PSTAJVFG	5/2/2012
5101E1210666E1C03	110111220	103	J12FED0182	5/18/2012	1977.02-	PSTAJVFG	5/21/2012
5101E1210666E1C03	110111220	103	J12FED0214	6/22/2012	59731.06-	PSTAJVFG	6/25/2012
5101E1210666E1C03	110111220	103	J12FED0244	7/31/2012	50485.37-	PSTAJVFG	8/2/2012
5101E1210666E1C03	110111220	103	J12FED0287	9/21/2012	91178.08-	PSTAJVFG	9/24/2012
5101E1210666E1C03	110111220	103	J13FED0041	11/16/2012	69142.54-	PSTAJVFG	11/19/2012
5101E1210666E1C03	110111220	103	J12FED0214	6/22/2012	2399.80-	PSTAJVFG	6/25/2012
5101E1210666E1C03	110111220	103	J12FED0287	9/21/2012	1258.36-	PSTAJVFG	9/24/2012
5101E1210666E1C03	110111220	103	J13FED0041	11/16/2012	567.85-	PSTAJVFG	11/19/2012
5101E1210666E1C03	110111220	103	J12FED0101	2/17/2012	12436.33-	PSTAJVFG	2/21/2012

Run Date : 10/13/14
 Run Time : 12:05:35
 User ID : DPMWATAT

FGIA A/R Transaction List

Account Id : 5101E12106
 G/L account :
 Document :
 Trans code (s) : 103 104

From trans date : / /
 From add date : / /
 Add user :
 To trans date : / /
 To add date : / /
 CPDA No :
 Trans amt : :

AccountID	G/L Account	Cde	Document	Trans Date	Trans Amt	Add UserID	Add Date
5101E121066EIN01	110111220	103	J12FED0127	3/20/2012	14204.01-	PSTAJVFG	3/22/2012
5101E121066EIN01	110111220	103	J12FED0144	4/6/2012	12148.49-	PSTAJVFG	4/9/2012
5101E121066EIN01	110111220	103	J12FED0166	4/30/2012	21096.22-	PSTAJVFG	5/2/2012
5101E121066EIN01	110111220	103	J12FED0182	5/18/2012	31727.46-	PSTAJVFG	5/21/2012
5101E121066EIN01	110111220	103	J12FED0214	6/22/2012	15407.58-	PSTAJVFG	6/25/2012
5101E121066EIN01	110111220	103	J12FED0244	7/31/2012	10946.60-	PSTAJVFG	8/2/2012
5101E121066EIN01	110111220	103	J12FED0287	9/21/2012	15948.00-	PSTAJVFG	9/24/2012
5101E121066EIN01	110111220	103	J13FED0064	12/20/2012	146205.21-	PSTAJVFG	12/21/2012
5101E121066EIN02	110111220	103	J12FED0101	2/17/2012	11687.55-	PSTAJVFG	2/21/2012
5101E121066EIN02	110111220	103	J12FED0127	3/20/2012	28082.94-	PSTAJVFG	3/22/2012
5101E121066EIN02	110111220	103	J12FED0144	4/6/2012	4680.42-	PSTAJVFG	4/9/2012
5101E121066EIN02	110111220	103	J12FED0166	4/30/2012	15326.36-	PSTAJVFG	5/2/2012
5101E121066EIN02	110111220	103	J12FED0182	5/18/2012	5160.42-	PSTAJVFG	5/21/2012
5101E121066EIN02	110111220	103	J12FED0244	7/31/2012	39311.07-	PSTAJVFG	8/2/2012
5101E121066EIN02	110111220	103	J12FED0287	9/21/2012	23548.76-	PSTAJVFG	9/24/2012
5101E121066EIN02	110111220	103	J13FED0064	12/20/2012	33183.21-	PSTAJVFG	12/21/2012
5101E121066EIN03	110111220	103	J12FED0101	2/17/2012	1526.05-	PSTAJVFG	2/21/2012
5101E121066EIN03	110111220	103	J12FED0127	3/20/2012	508.70-	PSTAJVFG	3/22/2012
5101E121066EIN03	110111220	103	J12FED0166	4/30/2012	508.83-	PSTAJVFG	5/2/2012
5101E121066EIN03	110111220	103	J12FED0182	5/18/2012	1017.66-	PSTAJVFG	5/21/2012
5101E121066EIN03	110111220	103	J12FED0244	7/31/2012	1320.00-	PSTAJVFG	8/2/2012
5101E121066EIN03	110111220	103	J12FED0287	9/21/2012	2543.92-	PSTAJVFG	11/19/2012
5101E121066EIN17	110111220	103	J12FED0244	7/31/2012	12500.00-	PSTAJVFG	8/2/2012
5101E121066EIN20	110111220	103	J12FED0287	9/21/2012	1790.00-	PSTAJVFG	9/24/2012
5101E121066EIN20	110111220	103	J13FED0041	11/16/2012	12556.22-	PSTAJVFG	9/24/2012
5101E121066EIN20	110111220	103	J13FED0041	11/16/2012	9364.85-	PSTAJVFG	11/19/2012
5101E121066EIN20	110111220	103	J12FED0101	2/17/2012	7211.24-	PSTAJVFG	2/21/2012
5101E121066EIN20	110111220	104	J13FED0041	11/16/2012	4602.77	PSTAJVFG	11/19/2012
5101E121066EIN20	110111220	103	J12FED0101	2/17/2012	5487.27-	PSTAJVFG	2/21/2012
5101E121066EIN20	110111220	103	J12FED0127	3/20/2012	14308.44-	PSTAJVFG	3/22/2012
5101E121066EIN20	110111220	103	J13FED0041	11/16/2012	38921.78-	PSTAJVFG	11/19/2012

FINAL TOTALS Count: 79 1,328,405.52-

User ID : DPMWATAT
 To date : 9/2013
 Account : 5101E13106
 Dept/Division :

Account Number	Account Name	YTD Allotment	YTD Expenditures	O/S Encumbrance	Available Funds	Unallotted Balance
TOT APPROPRIATION						
5101E131065E1C05111	SEC 402 TR-TRAF REC INF MGT SY	1,853.70	1,395.68		458.02	
5101E131065E1C05113	SEC 402 TR-TRAF REC INF MGT SY	527.29	527.29		177.20	
5101E131065E1C05220	SEC 402 TR-TRAF REC INF MGT SY					
5101E131065E1C05230	SEC 402 TR-TRAF REC INF MGT SY					
5101E131065E1C05240	SEC 402 TR-TRAF REC INF MGT SY					
5101E131065E1C05450	SEC 402 TR-TRAF REC INF MGT SY					

E1C05 PROGRAM TOTALS Count: 6 1,745.77 635.22
 2,380.99

5101E131065E1N05111	SEC 402 TR-TRAF REC INFO MGMT	24,601.12	23,919.76		681.36	
5101E131065E1N05113	SEC 402 TR-TRAF REC INFO MGMT	11,273.70	10,667.80		605.90	

E1N05 PROGRAM TOTALS Count: 2 34,587.56 1,287.26
 35,874.82
DIVISION TOTALS Count: 8 36,333.33 1,922.48
 38,255.81

5101E131066E1C01111	SEC 402 AL-ALCHL/DRGS CNTRMEAS	8,745.90	8,745.90			
5101E131066E1C01113	SEC 402 AL-ALCHL/DRGS CNTRMEAS	3,616.83	3,616.83			
5101E131066E1C01220	SEC 402 AL-ALCHL/DRGS CNTRMEAS	11,538.28	11,538.28			
5101E131066E1C01230	SEC 402 AL-ALCHL/DRGS CNTRMEAS					
5101E131066E1C01240	SEC 402 AL-ALCHL/DRGS CNTRMEAS	1,150.96	795.00		355.96	
5101E131066E1C01280	SEC 402 AL-ALCHL/DRGS CNTRMEAS					
5101E131066E1C01450	SEC 402 AL-ALCHL/DRGS CNTRMEAS					

E1C01 PROGRAM TOTALS Count: 7 24,696.01 355.96
 25,051.97

5101E131066E1C02111 SEC 402 OP-OCCUPANT PROT(PIE) 14,430.89 14,430.89

2013

Run Date : 10/13/14 STATEMENT OF APPROPRIATIONS, ALLOTMENT, OUTSTANDING ENCUMBRANCE AND EXPENDITURES

Page : 2
Program : PRTAPPN

Run Time : 11:50:36
User ID : DPMMATAT
To date : 9/2013
Account : 5101E13106
Dept/Division :

Exclude Object Codes:

Account Number	Account Name	YTD Allotment	YTD Expenditures	O/S Encumbrance	Available Funds	Unallotted Balance
TOT APPROPRIATION						
5101E131066E1C02113	SEC 402 OP-OCCUPANT PROT(PI&E)	6,753.32	6,753.32			
5101E131066E1C02220	SEC 402 OP-OCCUPANT PROT(PI&E)	6,753.32	6,753.32			
5101E131066E1C02240	SEC 402 OP-OCCUPANT PROT(PI&E)					
5101E131066E1C02280	SEC 402 OP-OCCUPANT PROT(PI&E)					
E1C02 PROGRAM TOTALS		Count: 5	21,184.21		21,184.21	

5101E131066E1C03220	SEC 402 PT - SELECT TRAFF EDUC					
5101E131066E1C03230	SEC 402 PT - SELECT TRAFF EDUC					
5101E131066E1C03280	SEC 402 PT - SELECT TRAFF EDUC					
5101E131066E1C03450	SEC 402 PT - SELECT TRAFF EDUC					
E1C03 PROGRAM TOTALS		Count: 4	1,041.83		1,041.83	

5101E131066E1C09240	SEC 402 - ROADWAY SAFETY					
E1C09 PROGRAM TOTALS		Count: 1				

5101E131066E1C19230	SEC 405 OP-K2PM - PAID MEDIA					
E1C19 PROGRAM TOTALS		Count: 1	5,000.00		324.00	

5101E131066E1C20111	SEC 405 OP-K2 OCCUP PROT INCEN					
5101E131066E1C20113	SEC 405 OP-K2 OCCUP PROT INCEN					
5101E131066E1C20220	SEC 405 OP-K2 OCCUP PROT INCEN					
5101E131066E1C20230	SEC 405 OP-K2 OCCUP PROT INCEN					
E1C20 PROGRAM TOTALS		Count: 4	12,540.14		2,905.86	

E1C21 PROGRAM TOTALS		Count: 1	1,200.00		1,200.00	

User ID : DPMWATAP
 To date : 9/2013
 Account : 5101E13106
 Dept/Division :

Account Number	Account Name	YTD Allotment	YTD Expenditures	O/S Encumbrance	Available Funds	Unallotted Balance
TOT APPROPRIATION						
5101E131066E1C20240	SEC 405 OP-K2 OCCUP PROT INCEN	300.00	300.00			
5101E131066E1C20250	SEC 405 OP-K2 OCCUP PROT INCEN	5,404.00	5,404.00			
5101E131066E1C20280	SEC 405 OP-K2 OCCUP PROT INCEN					
5101E131066E1C20450	SEC 405 OP-K2 OCCUP PROT INCEN					
E1C20 PROGRAM TOTALS						
		49,819.74	46,913.88		2,905.86	

5101E131066E1C40111	SEC 408 K9-STA TRAF SAF INF SY	22,028.40	22,028.40			
5101E131066E1C40113	SEC 408 K9-STA TRAF SAF INF SY	7,019.20	7,019.20			
5101E131066E1C40220	SEC 408 K9-STA TRAF SAF INF SY	10,803.78	10,803.78			
5101E131066E1C40230	SEC 408 K9-STA TRAF SAF INF SY	644,700.80	531,173.75		113,527.05	
E1C40 PROGRAM TOTALS						
		684,552.18	571,025.13		113,527.05	

5101E131066E1C41250 SEC 406 K4-SEATBELT INCENTIVE

E1C41 PROGRAM TOTALS Count: 1

5101E131066E1N01111	SEC 402 AL-ALCHL/DRGS CNTRMEAS	91,589.99	85,938.50		5,651.49	
5101E131066E1N01113	SEC 402 AL-ALCHL/DRGS CNTRMEAS	30,782.03	29,637.40		1,144.63	
5101E131066E1N01220	SEC 402 AL-ALCHL/DRGS CNTRMEAS	12,156.19	8,194.52		3,961.67	
5101E131066E1N01230	SEC 402 AL-ALCHL/DRGS CNTRMEAS	13,609.39	12,704.58	332.44	572.37	
5101E131066E1N01240	SEC 402 AL-ALCHL/DRGS CNTRMEAS	341.08	107.99		233.09	
5101E131066E1N01250	SEC 402 AL-ALCHL/DRGS CNTRMEAS	1,454.04	1,454.04			
5101E131066E1N01280	SEC 402 AL-ALCHL/DRGS CNTRMEAS	150,000.00	128,939.87	19,474.66	1,585.47	
E1N01 PROGRAM TOTALS						
		299,932.72	266,976.90	19,807.10	13,148.72	

5101E131066E1N02111 SEC 402 OP-OCCUPANT PROT (PI&E) 50,650.31

User ID : DPMWATAT
 To date : 9/2013
 Account : 5101E13106
 Dept/Division :

Account Number	Account Name	YTD Allotment	YTD Expenditures	O/S Encumbrance	Available Funds	Unallotted Balance
Account 5101E131066EIN02113 SEC 402 OP-OCCUPANT PROT(PI&E)						
5101E131066EIN02113	SEC 402 OP-OCCUPANT PROT(PI&E)	22,269.68	22,269.68		1,224.00	
5101E131066EIN02220	SEC 402 OP-OCCUPANT PROT(PI&E)	13,427.78	12,203.78		5,000.00	
5101E131066EIN02280	SEC 402 OP-OCCUPANT PROT(PI&E)	18,500.00	1,687.41	11,812.59		
PROGRAM TOTALS		Count: 4	104,847.77	86,811.18	11,812.59	6,224.00
Account 5101E131066EIN03220 SEC 402 PT-SELECTIVE TRAFF EDU						
5101E131066EIN03220	SEC 402 PT-SELECTIVE TRAFF EDU	263.31	263.31		263.31	
5101E131066EIN03280	SEC 402 PT-SELECTIVE TRAFF EDU	70,957.18	27,738.28	8,218.90	35,000.00	
PROGRAM TOTALS		Count: 3	71,220.49	27,738.28	8,218.90	35,263.31
Account 5101E131066EIN11230 SEC 405B M2TR - MAP21 OP LOW						
5101E131066EIN11230	SEC 405B M2TR - MAP21 OP LOW	14,499.00	14,499.00	14,499.00		
5101E131066EIN11280	SEC 405B M2TR - MAP21 OP LOW	15,000.00	3,543.57	6,456.43	5,000.00	
PROGRAM TOTALS		Count: 2	29,499.00	3,543.57	20,955.43	5,000.00
Account 5101E131066EIN12220 SEC 405B M2TR - LOW TRAINING						
5101E131066EIN12220	SEC 405B M2TR - LOW TRAINING	16,600.00	16,600.00	9,333.52	7,266.48	
5101E131066EIN12230	SEC 405B M2TR - LOW TRAINING	15,000.00	4,745.00		10,255.00	
5101E131066EIN12240	SEC 405B M2TR - LOW TRAINING	100.00	100.00		100.00	
5101E131066EIN12250	SEC 405B M2TR - LOW TRAINING	3,500.00	2,927.99		572.01	
PROGRAM TOTALS		Count: 5	35,200.00	17,006.51	18,193.49	
Account 5101E131066EIN13111 SEC 405B M2PE - LOW PUB EDUCTN						
5101E131066EIN13111	SEC 405B M2PE - LOW PUB EDUCTN	24,115.41	23,163.92		951.49	

User ID : DPMWATAP
 To date : 9/2013
 Account : 5101E13106
 Dept/Division :

Account Number	Account Name	YTD Allotment	YTD Expenditures	O/S Encumbrance	Available Funds	Unallotted Balance
Account 5101E131066EIN13113 SEC 405B M2PE - LOW PUB EDUCTN						
5101E131066EIN13113	SEC 405B M2PE - LOW PUB EDUCTN	9,226.43	9,226.43			
Account 5101E131066EIN13220 SEC 405B M2PE - LOW PUB EDUCTN						
5101E131066EIN13220	SEC 405B M2PE - LOW PUB EDUCTN	41,917.95	11,340.00		30,577.95	
5101E131066EIN13240	SEC 405B M2PE - LOW PUB EDUCTN	2,250.00	840.24		1,409.76	
5101E131066EIN13250	SEC 405B M2PE - LOW PUB EDUCTN	3,500.00	2,187.00		1,313.00	
Account 5101E131066EIN13450 SEC 405B M2PE - LOW PUB EDUCTN						
5101E131066EIN13450	SEC 405B M2PE - LOW PUB EDUCTN	81,009.79	46,757.59		34,252.20	

Account Number	Account Name	YTD Allotment	YTD Expenditures	O/S Encumbrance	Available Funds	Unallotted Balance
Account 5101E131066EIN14250 SEC 405B M2CSS-LOW CSS PUR/DIS						
5101E131066EIN14250	SEC 405B M2CSS-LOW CSS PUR/DIS	5,915.24	5,800.61		114.63	
Account 5101E131066EIN15111 SEC 405C M3DA - DATA PROGRAM						
5101E131066EIN15111	SEC 405C M3DA - DATA PROGRAM	14,148.00	13,383.36		764.64	
Account 5101E131066EIN15220 SEC 405C M3DA - DATA PROGRAM						
5101E131066EIN15220	SEC 405C M3DA - DATA PROGRAM	4,310.00	4,265.64		44.36	
Account 5101E131066EIN15230 SEC 405C M3DA - DATA PROGRAM						
5101E131066EIN15230	SEC 405C M3DA - DATA PROGRAM	110,803.12			110,803.12	

Account Number	Account Name	YTD Allotment	YTD Expenditures	O/S Encumbrance	Available Funds	Unallotted Balance
Account 5101E131066EIN17230 SEC 402 PM - PAID MEDIA						
5101E131066EIN17230	SEC 402 PM - PAID MEDIA	15,000.00	14,499.00		501.00	
Account 5101E131066EIN19230 SEC 405 OP-K2PM PAID MEDIA						
5101E131066EIN19230	SEC 405 OP-K2PM PAID MEDIA	15,000.00	14,499.00		501.00	

Account Number	Account Name	YTD Allotment	YTD Expenditures	O/S Encumbrance	Available Funds	Unallotted Balance
Account 5101E131066EIN20220 SEC 405 OP-K2 OCCUPANT PROTECT						
5101E131066EIN20220	SEC 405 OP-K2 OCCUPANT PROTECT					

 RIN19 PROGRAM TOTALS Count: 1

Run Date : 10/13/14 STATEMENT OF APPROPRIATIONS, ALLOTMENT, OUTSTANDING ENCUMBRANCE AND EXPENDITURES
 Run Time : 11:50:36

Page : 6
 Program : PRTAPPN

User ID : DPMWATAT
 To date : 9/2013
 Account : 5101E1106
 Dept/Division :

Exclude Object Codes :

Account Number	Account Name	YTD Allotment	YTD Expenditures	O/S Encumbrance	Available Funds	Unallotted Balance
Tot Appropriation						
5101E131066EIN20230	SEC 405 OP-K2 OCCUPANT PROTECT					
5101E131066EIN20250	SEC 405 OP-K2 OCCUPANT PROTECT					
5101E131066EIN20280	SEC 405 OP-K2 OCCUPANT PROTECT					

KIN20 PROGRAM TOTALS Count: 4

5101E131066EIN21230	SEC 405E M8PE DD PUBLIC EDUC				71,113.70	
	71,113.70					
5101E131066EIN21240	SEC 405E M8PE DD PUBLIC EDUC					
5101E131066EIN21250	SEC 405E M8PE DD PUBLIC EDUC					

KIN21 PROGRAM TOTALS Count: 3 71,113.70

5101E131066EIN22230	SEC 405E M8TS DD TRAFFIC SIGNS				5,400.00	
	5,400.00					
5101E131066EIN22240	SEC 405E M8TS DD TRAFFIC SIGNS					
5101E131066EIN22250	SEC 405E M8TS DD TRAFFIC SIGNS					

KIN22 PROGRAM TOTALS Count: 3 5,400.00

5101E131066EIN23280	SEC 405E M8*PT DD POL TRAF SVC				20,000.00	
	20,000.00					
KIN23 PROGRAM TOTALS	Count: 1				20,000.00	

5101E131066EIN24220 SEC 405E M8*TR DD TRAFFIC REC 20,000.00

KIN24 PROGRAM TOTALS Count: 1 20,000.00

5101E131066EIN25111	SEC 405E M8*DD DISTRACTED DRVG				10,007.54	
	25,833.60					
					15,826.06	

User ID : DPMWATAT
 No date : 9/2013
 Account : 5101E13106
 Dept/Division :

Account Number	Account Name	YTD Allotment	YTD Expenditures	O/S Encumbrance	Available Funds	Unallotted Balance
<u>TOT APPROPRIATION</u>						
5101E131066EIN25113	SEC 405E M8+DD DISTRACTED DRVG	9,180.10	3,614.09		5,566.01	
5101E131066EIN25250	SEC 405E M8+DD DISTRACTED DRVG	1,500.00			1,500.00	
EIN25 PROGRAM TOTALS		Count: 3	13,621.63			22,892.07
36,513.70						

5101E131066PAC06111 SEC 402 PA - PLANNING & ADMIN
 5101E131066PAC06113 SEC 402 PA - PLANNING & ADMIN

PAC06 PROGRAM TOTALS	Count:	2
5101E131066PAN06111 SEC 402 PA - PLANNING & ADMIN		28,430.86
5101E131066PAN06113 SEC 402 PA - PLANNING & ADMIN		10,589.27
5101E131066PAN06220 SEC 402 PA - PLANNING & ADMIN		10,452.16
5101E131066PAN06230 SEC 402 PA - PLANNING & ADMIN		3,305.00
5101E131066PAN06363 SEC 402 PA - PLANNING & ADMIN		2,516.15
PAN06 PROGRAM TOTALS		Count: 5
58,541.75		55,293.44

66 DIVISION TOTALS	Count:	88
1,770,429.21		1,224,516.94
DEPARTMENT TOTALS:		Count: 96
1,808,685.02		1,260,850.27
E13 APTYP+FY TOTALS:		Count: 96
1,808,685.02		1,260,850.27
FUND TOTALS:		Count: 96
1,808,685.02		1,260,850.27
FINAL TOTALS		Count: 96
1,808,685.02		1,260,850.27

1,321,644.29

Run Date . . : 10/13/14
 Run Time . . : 11:59:01
 User ID . . . : DPMWATAP

FGIA A/R Transaction List

Page . . : 1
 Program : PRTFTRN

Account Id . . : 5101E13106
 G/L account . . :
 Document . . . :
 Trans code (s) : 103 104

From trans date: / /
 To add date . . : / /
 Add user . . . :
 CPDA No . . . :
 Trans amt . . . :

AccountId	G/L Account	Cde	Document	Trans Date	Trans Amt	Add UserId	Add Date
5101E131065E1C05	110111220	103	J13FED0103	2/12/2013	1745.77-	PSTAJVFG	2/13/2013
5101E131065E1C05	110111220	103	J13FED0103	2/12/2013	9845.66-	PSTAJVFG	2/13/2013
5101E131065E1C05	110111220	103	J13FED0124	3/11/2013	2732.64-	PSTAJVFG	3/12/2013
5101E131065E1C05	110111220	103	J13FED0151	4/15/2013	2732.64-	PSTAJVFG	4/16/2013
5101E131065E1C05	110111220	103	J14FED0008	10/10/2013	14200.77-	PSTAJVFG	10/11/2013
5101E131066E1C01	110111220	103	J13FED0195	6/ 5/2013	9870.51-	PSTAJVFG	2/13/2013
5101E131066E1C01	110111220	103	J13FED0195	6/ 5/2013	11538.28-	PSTAJVFG	6/ 6/2013
5101E131066E1C01	110111220	103	J14FED0008	10/10/2013	2492.22-	PSTAJVFG	10/11/2013
5101E131066E1C01	110111220	103	J14FED0051	12/12/2013	795.00-	PSTAJVFG	12/16/2013
5101E131066E1C02	110111220	103	J13FED0103	2/12/2013	16216.00-	PSTAJVFG	2/13/2013
5101E131066E1C02	110111220	103	J14FED0051	12/12/2013	9514.71-	PSTAJVFG	12/16/2013
5101E131066E1C20	110111220	103	J13FED0091	1/29/2013	10115.79-	PSTAJVFG	1/31/2013
5101E131066E1C20	110111220	103	J13FED0103	2/12/2013	4502.18-	PSTAJVFG	2/13/2013
5101E131066E1C20	110111220	103	J13FED0151	3/11/2013	7953.27-	PSTAJVFG	3/12/2013
5101E131066E1C20	110111220	103	J13FED0151	4/15/2013	4502.18-	PSTAJVFG	4/16/2013
5101E131066E1C20	110111220	103	J13FED0195	6/ 5/2013	11885.37-	PSTAJVFG	6/ 6/2013
5101E131066E1C20	110111220	103	J13FED0239	7/31/2013	5704.00-	PSTAJVFG	8/ 2/2013
5101E131066E1C20	110111220	103	J14FED0008	10/10/2013	2251.09-	PSTAJVFG	10/11/2013
5101E131066E1C40	110111220	103	J13FED0091	1/29/2013	23922.04-	PSTAJVFG	1/31/2013
5101E131066E1C40	110111220	103	J13FED0103	2/12/2013	104108.44-	PSTAJVFG	2/13/2013
5101E131066E1C40	110111220	103	J13FED0124	3/11/2013	23154.02-	PSTAJVFG	3/12/2013
5101E131066E1C40	110111220	103	J13FED0151	4/15/2013	73408.44-	PSTAJVFG	4/16/2013
5101E131066E1C40	110111220	103	J13FED0195	6/ 5/2013	123689.53-	PSTAJVFG	6/ 6/2013
5101E131066E1C40	110111220	103	J13FED0239	7/31/2013	127619.76-	PSTAJVFG	8/ 2/2013
5101E131066E1C40	110111220	103	J14FED0008	10/10/2013	41400.00-	PSTAJVFG	10/11/2013
5101E131066E1C40	110111220	103	J14FED0051	12/12/2013	53722.90-	PSTAJVFG	12/16/2013
5101E131066E1C01	110111220	103	J13FED0103	2/12/2013	30777.80-	PSTAJVFG	2/13/2013
5101E131066E1C01	110111220	103	J13FED0124	3/11/2013	35964.17-	PSTAJVFG	3/12/2013
5101E131066E1C01	110111220	103	J13FED0195	6/ 5/2013	28009.46-	PSTAJVFG	6/ 6/2013
5101E131066E1C01	110111220	103	J13FED0239	7/31/2013	11280.31-	PSTAJVFG	8/ 2/2013
5101E131066E1C01	110111220	103	J14FED0008	10/10/2013	74892.87-	PSTAJVFG	10/11/2013
5101E131066E1C01	110111220	103	J14FED0051	12/12/2013	85465.30-	PSTAJVFG	12/16/2013
5101E131066E1C02	110111220	103	J13FED0103	2/12/2013	14717.96-	PSTAJVFG	2/13/2013
5101E131066E1C02	110111220	103	J13FED0124	3/11/2013	2723.94-	PSTAJVFG	3/12/2013
5101E131066E1C02	110111220	103	J13FED0151	4/15/2013	10277.98-	PSTAJVFG	4/16/2013
5101E131066E1C02	110111220	103	J14FED0008	10/10/2013	52175.97-	PSTAJVFG	10/11/2013
5101E131066E1C02	110111220	103	J14FED0051	12/12/2013	6915.33-	PSTAJVFG	12/16/2013
5101E131066E1C03	110111220	103	J13FED0151	3/11/2013	642.60-	PSTAJVFG	3/12/2013
5101E131066E1C03	110111220	103	J13FED0239	4/15/2013	2237.06-	PSTAJVFG	4/16/2013
5101E131066E1C03	110111220	103	J13FED0008	10/10/2013	479.66-	PSTAJVFG	8/ 2/2013
5101E131066E1C03	110111220	103	J14FED0051	12/12/2013	1378.96-	PSTAJVFG	10/11/2013
5101E131066E1C03	110111220	103	J14FED0008	10/10/2013	23000.00-	PSTAJVFG	12/16/2013
5101E131066E1C11	110111220	103	J14FED0051	12/12/2013	3543.57-	PSTAJVFG	12/16/2013
5101E131066E1C12	110111220	103	J14FED0051	12/12/2013	9333.52-	PSTAJVFG	12/16/2013
5101E131066E1C13	110111220	103	J14FED0008	10/10/2013	28684.09-	PSTAJVFG	12/16/2013
5101E131066E1C15	110111220	103	J14FED0008	10/10/2013	16404.78-	PSTAJVFG	10/11/2013
5101E131066E1C15	110111220	103	J14FED0051	12/12/2013	1244.22-	PSTAJVFG	12/16/2013
5101E131066E1C17	110111220	103	J13FED0195	6/ 5/2013	14499.00-	PSTAJVFG	6/ 6/2013

Run Date : 10/13/14
 Run Time : 11:59:01
 User ID : DPMWATAT

FGIA A/R Transaction List

Account Id : 5101E13106
 G/L account :
 Document :
 Trans code(s) : 103 104

From trans date : / /
 To trans date : / /
 From add date : / /
 To add date : / /
 Add user :
 CFDA No :
 Trans amt :
 :

AccountId	G/L Account	Cde	Document	Trans Date	Trans Amt	Add UserId	Add Date
5101E131066PAN06	110111220	103	J13FED0103	2/12/2013	17217.44-	PSTAJVFG	2/13/2013
5101E131066PAN06	110111220	103	J13FED0124	3/11/2013	6321.33-	PSTAJVFG	3/12/2013
5101E131066PAN06	110111220	103	J13FED0151	4/15/2013	230.29-	PSTAJVFG	4/16/2013
5101E131066PAN06	110111220	103	J13FED0195	6/5/2013	2424.93-	PSTAJVFG	6/6/2013
5101E131066PAN06	110111220	103	J14FED0008	10/10/2013	22426.81-	PSTAJVFG	10/11/2013
5101E131066PAN06	110111220	103	J14FED0051	12/12/2013	6001.70-	PSTAJVFG	12/16/2013

FINAL TOTALS Count: 54 1,208,894.26-

DPWUENB

Appropriation Accounts

WRKAPPN

10/15/14

To date is for 09/2014

12:55:04

Position to Account 5101E14106*

FY 2014

Appropriation account number : 5101E14106*

Obligation end date :

Original Appropriation : 801,947.62

Budget Adjustments : 609,622.92

Total Appropriation : 1,411,570.54

Current Period

Year To Date

Allotments : 14,652.00

1,400,406.66

Expenditures : 364,556.23

803,098.57

Outstanding Encumbrances :

247,293.59

Funds Available : 350,014.50

Unallotted Balance : 11,163.88

Funds in Reserve : 11,163.88

Printing submitted. Check printer.

WRKAPPN

User ID : DPMUDENB
 To date : 9/2014
 Account : 5101E14106*
 Dept/Division : Exclude Object Codes:

Account Number	Account Name	YTD Allotment	YTD Expenditures	O/S Encumbrance	Available Funds	Unallotted Balance
TOE APPROPRIATION						
5101E141062AHN05230	SEC 402 PA PLANNING & ADMIN	1,870.81	1,839.60		31.21	
5101E141062AHN05240	SEC 402 PA PLANNING & ADMIN	77.50	76.84		.66	
5101E141062AHN05250	SEC 402 PA PLANNING & ADMIN	300.00	248.00		52.00	
5101E141062AHN05363	SEC 402 PA PLANNING & ADMIN	1,000.00	920.18		79.82	
AH05 PROGRAM TOTALS		3,248.31	3,084.62		163.69	

5101E141062AHN05220	SEC 402 PA-MAP PLANNING & ADM	27,908.79	22,736.52		5,172.27	2,124.25
5101E141062AHN05230	SEC 402 PA-MAP PLANNING & ADM	22,987.20	5,392.52	1,767.03	15,827.65	
5101E141062AHN05240	SEC 402 PA-MAP PLANNING & ADM	6,500.00	3,461.41		3,038.59	
5101E141062AHN05250	SEC 402 PA-MAP PLANNING & ADM	3,500.00	2,283.00		1,217.00	
5101E141062AHN05361	SEC 402 PA-MAP PLANNING & ADM	10,000.00	8,598.50	1,401.50		
5101E141062AHN05363	SEC 402 PA-MAP PLANNING & ADM	2,500.00	1,034.25	206.85	1,258.90	
AH05 PROGRAM TOTALS		73,395.99	43,506.20	3,375.38	26,514.41	2,124.25

5101E141062BACC1220	SEC 402 AL-APD ENFORCEMENT	4,736.79	3,091.79		1,645.00	
BACC1 PROGRAM TOTALS		4,736.79	3,091.79		1,645.00	

5101E141062BANC1112	SEC 402 AL-MAP APD ENFORCEMENT					
5101E141062BANC1113	SEC 402 AL-MAP APD ENFORCEMENT					
5101E141062BANC1220	SEC 402 AL-MAP APD ENFORCEMENT	188.00	188.00			
5101E141062BANC1280	SEC 402 AL-MAP APD ENFORCEMENT	15,914.00	2,031.19	7,968.81	4,462.16	1,451.84
BANC1 PROGRAM TOTALS		16,102.00	2,219.19	7,968.81	4,462.16	1,451.84

5101E141062BGN1111	SEC 402 AL-MAP OAG PROSECUTION	35,212.32	19,206.72		16,005.60	
--------------------	--------------------------------	-----------	-----------	--	-----------	--

User ID : DPMUDENH
 To date : 9/2014
 Account : 5101E14106* Exclude Object Codes:
 Dept/Division :

Account Number	Account Name	YTD Allotment	YTD Expenditures	O/S Encumbrance	Available Funds	Unallotted Balance
TOE APPROPRIATION						
5101E141062BGN1113	SEC 402 AL-MAP OAG PROSECUTION	14,787.68	7,604.00		7,183.68	
BGN11 PROGRAM TOTALS		Count: 2	26,810.72		23,189.28	

5101E141062BGN12111	SEC 402 AL-MAP OAG PROSECUTION					
5101E141062BGN12113	SEC 402 AL-MAP OAG PROSECUTION					
BGN12 PROGRAM TOTALS		Count: 2				

5101E141062BHC01111	SEC 402 AL ALCOHOL	10,052.80	10,908.60		855.80-	
5101E141062BHC01112	SEC 402 AL ALCOHOL	25,054.03	25.56		25.56-	
5101E141062BHC01113	SEC 402 AL ALCOHOL	3,451.88	3,720.52		268.64-	
5101E141062BHC01220	SEC 402 AL ALCOHOL	15,070.31	13,951.54		1,118.77	
BHC01 PROGRAM TOTALS		Count: 4	28,606.22		31.23-	

5101E141062BHN01111	SEC 402 AL - MAP ALCOHOL	69,967.66	63,396.88		6,570.78	
5101E141062BHN01113	SEC 402 AL - MAP ALCOHOL	25,054.03	21,734.00		3,320.03	
5101E141062BHN01220	SEC 402 AL - MAP ALCOHOL	7,750.00	3,279.79		4,470.21	
5101E141062BHN01230	SEC 402 AL - MAP ALCOHOL	972.61	972.61			
5101E141062BHN01240	SEC 402 AL - MAP ALCOHOL	3,950.00	3,588.00		362.00	

BHN01 PROGRAM TOTALS		Count: 6	92,971.28		14,723.02	
107,694.30						

5101E141062BJND1111 SEC 402 AL-MAP JOG CRT ENHANCE

User ID . . . : DPWUENB
 To date . . . : 9/2014
 Account . . . : 5101E14106*
 Dept/Division :

Exclude Object Codes:

Account Number Account Name YTD Allotment YTD Expenditures O/S Encumbrance Available Funds Unallotted Balance
 TOT APPROPRIATION
 5101E141062BPND1113 SEC 402 AL-MAP JOG CRT ENHANCE

5101E141062BPND1280 SEC 402 AL-MAP JOG CRT ENHANCE
 5101E141062BPND1290 SEC 402 AL-MAP JOG CRT ENHANCE
 25,448.00 25,448.00 9,115.10 5,884.90 10,448.00
 BUND1 PROGRAM TOTALS 25,448.00 4 9,115.10 5,884.90 10,448.00

5101E141062BPND1111 SEC 402 AL-MAP HPD ENFORCEMENT 7,000.00 7,000.00 2,347.49 4,652.51
 5101E141062BPND1112 SEC 402 AL-MAP HPD ENFORCEMENT 19,046.04 19,046.04 12,924.76 6,121.28
 5101E141062BPND1113 SEC 402 AL-MAP HPD ENFORCEMENT 8,953.96 8,953.96 1,605.42 7,348.54
 5101E141062BPND1230 SEC 402 AL-MAP HPD ENFORCEMENT 1,500.00 1,500.00 1,500.00
 5101E141062BPND1240 SEC 402 AL-MAP HPD ENFORCEMENT 500.00 500.00 203.76
 5101E141062BPND1250 SEC 402 AL-MAP HPD ENFORCEMENT 1,700.00 1,700.00 96.96
 5101E141062BPND1450 SEC 402 AL-MAP HPD ENFORCEMENT 17,000.00 17,000.00 13,131.00 3,869.00
 BUND1 PROGRAM TOTALS 55,700.00 7 20,184.47 13,131.00 22,384.53

5101E141062BPND1111 SEC 402 AL-MAP HPD ENFORCEMENT
 5101E141062BPND1112 SEC 402 AL-MAP HPD ENFORCEMENT
 5101E141062BPND1113 SEC 402 AL-MAP HPD ENFORCEMENT
 5101E141062BPND1240 SEC 402 AL-MAP HPD ENFORCEMENT
 5101E141062BPND1250 SEC 402 AL-MAP HPD ENFORCEMENT
 BUND1 PROGRAM TOTALS 5 32.00

5101E141062CHC02111 SEC 402 OP OCCUPANT PROTECTION 14,377.60 14,377.60 8,072.82 6,304.78
 5101E141062CHC02112 SEC 402 OP OCCUPANT PROTECTION 32.00 32.00

User ID : DPWDJENB
 To date : 9/2014
 Account : 5101E14106+
 Dept/Division :
 Exclude Object Codes:

Account Number	Account Name	YTD Allotment	YTD Expenditures	O/S Encumbrance	Available Funds	Unallotted Balance
TOT APPROPRIATION						
5101E141062CHC02113	SEC 402 OP OCCUPANT PROTECTION	3,658.99	3,276.75		382.24	
CHC02 PROGRAM TOTALS		18,036.59	11,381.57		6,655.02	

5101E141062CHN02111	SEC 402 OP-MAP OCCUPANT PROTECT	41,859.77	40,764.56		1,095.21	
5101E141062CHN02113	SEC 402 OP-MAP OCCUPANT PROTECT	18,755.13	16,914.14		1,840.99	
5101E141062CHN02220	SEC 402 OP-MAP OCCUPANT PROTECT	17,712.99	14,600.47		3,112.52	
5101E141062CHN02230	SEC 402 OP-MAP OCCUPANT PROTECT	1,500.00	1,115.01		384.99	
5101E141062CHN02240	SEC 402 OP-MAP OCCUPANT PROTECT	1,500.00	1,224.00	13,992.98	783.02	
CHN02 PROGRAM TOTALS		97,327.89	74,618.18	13,992.98	8,716.73	

5101E141062CPNA2111	SEC 402 OP-MAP OCCUP PROT HPD	4,000.00	792.33		3,207.67	
5101E141062CPNA2112	SEC 402 OP-MAP OCCUP PROT HPD	9,704.00	7,175.76		2,528.24	
5101E141062CPNA2113	SEC 402 OP-MAP OCCUP PROT HPD	6,296.00	746.26		5,549.74	
CPNA2 PROGRAM TOTALS		20,000.00	8,714.35		11,285.65	

5101E141062DANC3112	SEC 402 PT-MAP POL TRAFF APPD	10,000.00	9,910.00		90.00	
DANC3 PROGRAM TOTALS		10,000.00	9,910.00		90.00	

5101E141062DHC03111	SEC 402 PT POLICE TRAFFIC SERV	6,288.00	6,288.28		.28-	
5101E141062DHC03112	SEC 402 PT POLICE TRAFFIC SERV	3.36	3.36		3.36-	

User ID : DPWUENB
 To date : 9/2014
 Account : 5101E14106*
 Dept/Division :

Account Number	Account Name	YTD Allotment	YTD Expenditures	O/S Encumbrance	Available Funds	Unallotted Balance
TOE APPROPRIATION						
5101E141062DHC03113	SEC 402 PT POLICE TRAFFIC SERV	2,006.64	2,006.64			
5101E141062DHC03220	SEC 402 PT POLICE TRAFFIC SERV	8,218.90	5,370.08		2,848.82	
5101E141062DHC03230	SEC 402 PT POLICE TRAFFIC SERV	1,305.14			1,305.14	
DHC03 PROGRAM TOTALS		17,818.68	13,668.36		4,150.32	

5101E141062DHN03111	SEC 402 PT-MAP POLICE TRAF SVC	30,220.55	22,177.60		8,042.95	
5101E141062DHN03113	SEC 402 PT-MAP POLICE TRAF SVC	12,941.76	10,317.45		2,624.31	
5101E141062DHN03230	SEC 402 PT-MAP POLICE TRAF SVC	2,500.00			2,500.00	
DHN03 PROGRAM TOTALS		45,662.31	32,495.05		13,167.26	

5101E141062DPCA3111	SEC 402 PT - MAP POL TRAF HPD	3,951.99			3,951.99	
5101E141062DPCA3112	SEC 402 PT - MAP POL TRAF HPD	6,430.00			6,430.00	232.45
5101E141062DPCA3113	SEC 402 PT - MAP POL TRAF HPD	3,873.92			3,873.92	
5101E141062DPCA3450	SEC 402 PT - MAP POL TRAF HPD	12,217.00	11,987.50		229.50	
DPCA3 PROGRAM TOTALS		26,472.91	11,987.50		14,485.41	232.45

5101E141062DPNA3111	SEC 402 PT-MAP POL TRAF HPD	2,048.01	632.62		1,415.39	
5101E141062DPNA3112	SEC 402 PT-MAP POL TRAF HPD	10,240.00	8,222.00		2,018.00	
5101E141062DPNA3113	SEC 402 PT-MAP POL TRAF HPD	3,223.63	564.91		2,658.72	
DPNA3 PROGRAM TOTALS		15,511.64	6,937.67		6,555.97	2,018.00

5101E141062DTNB3111 SEC402 PT-MAP POL TRAF TUM TAM 398.23
 398.23

User ID : DPWDUENB
 To date : 9/2014
 Account : 5101E14106*
 Dept/Division :

Account Number	Account Name	YTD Allotment	YTD Expenditures	O/S Encumbrance	Available Funds	Unallotted Balance
TRAF06 PROGRAM TOTALS						
5101E141062EH04111	SEC 402 TR - TRAFFIC RECORDS	1,618.42	1,965.54		347.12-	
5101E141062EH04113	SEC 402 TR - TRAFFIC RECORDS	304.06	413.33		109.27-	
PROGRAM TOTALS	Count: 2	1,922.48	2,378.87		456.39-	

5101E141062EH04111	SEC 402 TR - MAP PAID MEDIA	20,000.00	14,499.00		5,501.00	
PROGRAM TOTALS	Count: 1	20,000.00	14,499.00		5,501.00	

5101E141062EH04240	SEC 402 TR - MAP TRAFFIC RECORDS	1,874.62	1,874.62			
PROGRAM TOTALS	Count: 3	37,543.04	37,816.67		273.63-	

5101E141062EH04111	SEC 402 TR - MAP PAID MEDIA	20,000.00	14,499.00		5,501.00	
PROGRAM TOTALS	Count: 1	501.00	501.00		501.00	

5101E141062EH04111	SEC 402 TR - MAP TRAFFIC RECORDS	24,728.21	25,258.06		529.85-	
5101E141062EH04113	SEC 402 TR - MAP TRAFFIC RECORDS	10,940.21	10,683.99		256.22	
PROGRAM TOTALS	Count: 3	37,543.04	37,816.67		273.63-	

5101E141062EH04111	SEC 402 TR - MAP TRAFFIC RECORDS	24,728.21	25,258.06		529.85-	
5101E141062EH04113	SEC 402 TR - MAP TRAFFIC RECORDS	10,940.21	10,683.99		256.22	
PROGRAM TOTALS	Count: 3	37,543.04	37,816.67		273.63-	

5101E141062EH04111	SEC 402 TR - MAP TRAFFIC RECORDS	24,728.21	25,258.06		529.85-	
5101E141062EH04113	SEC 402 TR - MAP TRAFFIC RECORDS	10,940.21	10,683.99		256.22	
PROGRAM TOTALS	Count: 3	37,543.04	37,816.67		273.63-	

User ID : DPWDJENB
 To date : 9/2014
 Account : 5101E14106*
 Dept/Division :
 Exclude Object Codes :

Account Number	Account Name	YTD Allotment	YTD Expenditures	O/S Encumbrance	Available Funds	Unallotted Balance
TOE APPROPRIATION						
5101E141065BHC21230	SEC 405B M2TR-OP LOW TRAINING	10,255.00	10,255.00		10,255.00	
5101E141065BHC21240	SEC 405B M2TR-OP LOW TRAINING	100.00	100.00		100.00	
5101E141065BHC21250	SEC 405B M2TR-OP LOW TRAINING	572.01	572.01		572.01	
5101E141065BHC21450	SEC 405B M2TR-OP LOW TRAINING					
BHC21 PROGRAM TOTALS		Count: 15,852.01	3,279.79		12,572.22	2,341.48

5101E141065BHC22111	SEC 405B M2PE-OP LOW PUBLIC ED	10,690.69	8,619.63		2,071.06	
5101E141065BHC22113	SEC 405B M2PE-OP LOW PUBLIC ED	3,893.82	3,009.01		884.81	
5101E141065BHC22230	SEC 405B M2PE-OP LOW PUBLIC ED	21,191.43	21,190.00		1.43	
5101E141065BHC22240	SEC 405B M2PE-OP LOW PUBLIC ED	1,409.76	571.50		838.26	
5101E141065BHC22250	SEC 405B M2PE-OP LOW PUBLIC ED	1,313.00	1,070.00		243.00	
BHC22 PROGRAM TOTALS		Count: 38,498.70	34,460.14		4,038.56	
5101E141065BHC23250	SEC 405B M2CSS-OP LOW PURCHASE	114.63	89.97		24.66	
BHC23 PROGRAM TOTALS		Count: 114.63	89.97		24.66	

5101E141065BHC24230	SEC 405B M2HVE-OP LOW HVE OHS	6,456.43			6,456.43	
BHC24 PROGRAM TOTALS		Count: 6,456.43	1		6,456.43	

5101E141065BHN21220	SEC 405B M2TR-OP LOW TRAINING	12,924.79	9,764.29		3,160.50	
5101E141065BHN21230	SEC 405B M2TR-OP LOW TRAINING	3,000.00	824.00		2,176.00	
5101E141065BHN21240	SEC 405B M2TR-OP LOW TRAINING	4,658.23	1,222.40		3,435.83	

User ID : DPWDJENB
 To date : 9/2014
 Account : 5101E14106*
 Dept/Division :

Account Number	Account Name	YTD Allotment	YTD Expenditures	O/S Encumbrance	Available Funds	Unallotted Balance
5101E141065BHN21250	SEC 405B M2TR-OP LOW TRAINING	15,000.00	2,479.98	100.00	12,420.02	
BHN21 PROGRAM TOTALS	Count: 4	35,583.02	14,290.67	100.00	21,192.35	

5101E141065BHN22111	SEC 405B M2PE-OP LOW PUBLIC ED	36,511.39	36,511.39			
5101E141065BHN22113	SEC 405B M2PE-OP LOW PUBLIC ED	14,711.55	14,686.66		24.89	
5101E141065BHN22230	SEC 405B M2PE-OP LOW PUBLIC ED	25,840.00	4,000.00	14,499.00	7,341.00	
5101E141065BHN22240	SEC 405B M2PE-OP LOW PUBLIC ED	1,593.90	1,509.28		84.62	
BHN22 PROGRAM TOTALS	Count: 4	78,656.84	56,707.33	14,499.00	7,450.51	

5101E141065BHN23250	SEC 405B M2CSS-OP LOW PURCHASE	7,804.33	1,909.63	.20	5,894.50	
BHN23 PROGRAM TOTALS	Count: 1	7,804.33	1,909.63	.20	5,894.50	

5101E141065BHN24230	SEC 405B M2HVE-OP LOW HVE OHS	14,042.57	14,042.57		14,042.57	
BHN24 PROGRAM TOTALS	Count: 1	14,042.57			14,042.57	

5101E141065BPC2A111	SEC 405B M2HVE-OP LOW HVE HPD	1,000.00	875.16		124.84	
5101E141065BPC2A112	SEC 405B M2HVE-OP LOW HVE HPD	2,426.00	6,744.11		4,318.11	
5101E141065BPC2A113	SEC 405B M2HVE-OP LOW HVE HPD	1,574.00	814.51		759.49	
BPC2A PROGRAM TOTALS	Count: 3	5,000.00	8,433.78		3,433.78	

5101E141065BPC20111 SEC 405B M2HVE-OP LOW HIGH VIS
 5101E141065BPC20112 SEC 405B M2HVE-OP LOW HIGH VIS

Run Date : 10/15/14
Run Time : 13:01:48

STATEMENT OF APPROPRIATIONS, ALLOTMENT, OUTSTANDING ENCUMBRANCE AND EXPENDITURES

Page : 9
Program: PRTAPPN

User ID : DPWUENB
To date : 9/2014
Account : 5101E14106*
Dept/Division :

Exclude Object Codes:

Account Number Account Name
TOT Appropriation YTD Allotment YTD Expenditures
5101E141065BPC20113 SEC 405B M2HVE-OP LOW HIGH VIS

O/S Encumbrance

Available Funds

Unallotted Balance

BPC20 PROGRAM TOTALS Count: 3

5101E141065BPN2A111 SEC 405B M2HVE-OP LOW HVE HPD 525.44 2,626.96
3,152.40 3,152.40
5101E141065BPN2A112 SEC 405B M2HVE-OP LOW HVE HPD 5,254.41 5,297.19
10,551.60 10,551.60
5101E141065BPN2A113 SEC 405B M2HVE-OP LOW HVE HPD 536.41 5,759.59
6,296.00 6,296.00

BPN2A PROGRAM TOTALS Count: 3 6,316.26 13,683.74

5101E141065CHC30111 SEC 405C M3DA DATA PROGRAM

5101E141065CHC30113 SEC 405C M3DA DATA PROGRAM

5101E141065CHC30230 SEC 405C M3DA DATA PROGRAM 51,658.00 59,145.12 809.00
111,612.12 111,612.12

CHC30 PROGRAM TOTALS Count: 3 51,658.00 59,145.12 809.00

5101E141065CHN30111 SEC 405C M3DA DATA PROGRAM

5101E141065CHN30113 SEC 405C M3DA DATA PROGRAM

5101E141065CHN30230 SEC 405C M3DA DATA PROGRAM 14,552.92 1,529.72-
13,023.20 13,023.20
5,680.55 5,680.55
118,272.78 118,272.78
50,100.00 68,172.78

CHN30 PROGRAM TOTALS Count: 3 70,961.76 68,172.78 2,158.01-

5101E141065EHC40230 SEC 405E M8PE DD PUBLIC EDUC 64,613.70
71,113.70 71,113.70

EHC40 PROGRAM TOTALS Count: 1 6,500.00 64,613.70

5101E141065EHC41230 SEC 405E M8TS DD TRAFFIC SIGNS 5,400.00
5,400.00

User ID : DPWDUENB
 To date : 9/2014
 Account : 5101E14106+ Exclude Object Codes:
 Dept/Division :

Account Number Account Name
 YTD Allotment YTD Expenditures O/S Encumbrance Available Funds Unallotted Balance

BHC41 PROGRAM TOTALS Count: 1 5,400.00

5101E141065EHC43220 SEC 405E M8TR DD TRAFFIC REC 17,078.76
 17,078.76

BHC43 PROGRAM TOTALS Count: 1 17,078.76

5101E141065EHC44111 SEC 405E M8DD DISTRACTED DRIV 25,502.01
 21,800.49
 5101E141065EHC44112 SEC 405E M8DD DISTRACTED DRIV 29.16

5101E141065EHC44113 SEC 405E M8DD DISTRACTED DRIV 9,582.90
 9,012.82
 5101E141065EHC44230 SEC 405E M8DD DISTRACTED DRIV

BHC44 PROGRAM TOTALS Count: 4 35,114.07
 30,813.31 4,300.76

5101E141065EIC05111 SEC 402 TR-TRAF REC INF MGT SY
 5101E141065EIC05113 SEC 402 TR-TRAF REC INF MGT SY

EIC05 PROGRAM TOTALS Count: 2

5101E141065EIN05111 SEC 402 TR-TRAF REC INFO MGMT
 5101E141065EIN05113 SEC 402 TR-TRAF REC INFO MGMT

EIM05 PROGRAM TOTALS Count: 2

5101E141065EPC4A111 SEC 405E M8PT DD POL TRAF HPD 591.04
 3,000.00 2,408.96
 5101E141065EPC4A112 SEC 405E M8PT DD POL TRAF HPD 5,910.31
 8,172.00 2,261.69
 5101E141065EPC4A113 SEC 405E M8PT DD POL TRAF HPD 720.67
 3,828.00 3,107.33

Run Date : 10/15/14
Run Time : 13:01:48

STATEMENT OF APPROPRIATIONS, ALLOTMENT, OUTSTANDING ENCUMBRANCE AND EXPENDITURES

User ID : DPWDUENB
To date : 9/2014
Account : 5101E14106*
Dept/Division :

Exclude Object Codes:

Account Number	Account Name	YTD Allotment	YTD Expenditures	O/S Encumbrance	Available Funds	Unallotted Balance
TRC Appropriation						
BPC44 PROGRAM TOTALS		15,000.00	15,000.00		7,222.02	7,777.98

5101E141065VHC50220 SEC 405 K2 OP SAFETEA-LU		2,905.86				2,905.86
VHC50 PROGRAM TOTALS		2,905.86				2,905.86

5101E141065WHC51230 SEC 405 OP K2PM PAID MEDIA		324.00				324.00
WHC51 PROGRAM TOTALS		324.00				324.00

65 DIVISION TOTALS	Count:	610,326.95	53	307,846.18	148,417.10	154,063.67
5101E141066DHC24220 SECTION 405E DD TRAFFIC RECORD						
DHC24 PROGRAM TOTALS	Count:		1			

5101E141066EIC01111 SEC 402 AL-ALCHL/DRGS CNTRMEAS						
5101E141066EIC01113 SEC 402 AL-ALCHL/DRGS CNTRMEAS						
5101E141066EIC01220 SEC 402 AL-ALCHL/DRGS CNTRMEAS						
5101E141066EIC01240 SEC 402 AL-ALCHL/DRGS CNTRMEAS						
EIC01 PROGRAM TOTALS	Count:		4			

5101E141066EIC02111 SEC 402 OP-OCCUPANT PROT(PI&E)						
5101E141066EIC02113 SEC 402 OP-OCCUPANT PROT(PI&E)						
EIC02 PROGRAM TOTALS	Count:		2			

5101E141066EIC03230 SEC 402 PT - SELECT TRAFF EDUC						

User ID : DPWDUENB
 To date : 9/2014
 Account : 5101E14106*
 Dept/Division :

Account Number	Account Name	YTD Allotment	YTD Expenditures	O/S Encumbrance	Available Funds	Unallotted Balance
<u>Tot Appropriation</u>						
RIC03 PROGRAM TOTALS		Count: 1				

5101E141066E1C19230 SEC 405 OP-K2M OCCUP PROT INCEN PAID MEDIA

RIC19 PROGRAM TOTALS Count: 1

5101E141066E1C20111 SEC 405 OP-K2 OCCUP PROT INCEN
 5101E141066E1C20113 SEC 405 OP-K2 OCCUP PROT INCEN
 5101E141066E1C20220 SEC 405 OP-K2 OCCUP PROT INCEN
 5101E141066E1C20230 SEC 405 OP-K2 OCCUP PROT INCEN
 5101E141066E1C20240 SEC 405 OP-K2 OCCUP PROT INCEN
 5101E141066E1C20250 SEC 405 OP-K2 OCCUP PROT INCEN

RIC20 PROGRAM TOTALS Count: 6

5101E141066E1C40111 SEC 408 K9-STA TRAF SAF INF SY
 5101E141066E1C40113 SEC 408 K9-STA TRAF SAF INF SY
 5101E141066E1C40220 SEC 408 K9-STA TRAF SAF INF SY
 5101E141066E1C40230 SEC 408 K9-STA TRAF SAF INF SY

RIC40 PROGRAM TOTALS Count: 4

5101E141066E1N01111 SEC 402 AL-ALCHL/DRGS CNTRMEAS
 5101E141066E1N01113 SEC 402 AL-ALCHL/DRGS CNTRMEAS
 5101E141066E1N01230 SEC 402 AL-ALCHL/DRGS CNTRMEAS

Run Date : 10/15/14
Run Time : 13:01:48

STATEMENT OF APPROPRIATIONS, ALLOTMENT, OUTSTANDING ENCUMBRANCE AND EXPENDITURES

User ID : DPWDUENB
To date : 9/2014
Account : 5101R14106*
Dept/Division :

Exclude Object Codes:

Account Number	Account Name	YTD Allotment	YTD Expenditures	O/S Encumbrance	Available Funds	Unallotted Balance
Tot Appropriation						
5101E141066EIN01240	SEC 402 AL-ALCHL/DRGS	CNTRMEAS				
5101E141066EIN01250	SEC 402 AL-ALCHL/DRGS	CNTRMEAS				
5101E141066EIN01280	SEC 402 AL-ALCHL/DRGS	CNTRMEAS				
RIM01 PROGRAM TOTALS						
		Count:	6			

5101E141066EIN02111	SEC 402 OP-OCCUPANT PROT(PI&E)					
5101R141066EIN02113	SEC 402 OP-OCCUPANT PROT(PI&E)					
RIM02 PROGRAM TOTALS						
		Count:	2			

5101E141066EIN03280	SEC 402 PT-SELECTIVE TRAFF EDU					
RIM03 PROGRAM TOTALS						
		Count:	1			

5101E141066EIN17230	SEC 402 PM - PAID MEDIA					
RIM17 PROGRAM TOTALS						
		Count:	1			

5101E141066EIN20220	SEC 405 OP-K2 OCCUPANT PROTECT					
RIM20 PROGRAM TOTALS						
		Count:	1			

5101E141066PAN06111	SEC 402 PA - PLANNING & ADMIN					
5101E141066PAN06113	SEC 402 PA - PLANNING & ADMIN					
5101E141066PAN06220	SEC 402 PA - PLANNING & ADMIN					
5101E141066PAN06363	SEC 402 PA - PLANNING & ADMIN					

User ID : DPWDUEMB
 To date : 9/2014
 Account : 5101E14106* Exclude Object Codes:
 Dept/Division :

Account Number Account Name
 Tot Appropriation YTD Allotment YTD Expenditures O/S Encumbrance Available Funds Unallotted Balance
 PAM06 PROGRAM TOTALS Count: 4

5101E141066HHC52230 SEC 408 K9 DATA PROG INCENTIVE			46,750.00	54,523.42	12,253.63	
113,527.05	Count:	1				
HHC52 PROGRAM TOTALS	Count:	1	46,750.00	54,523.42	12,253.63	
113,527.05	Count:	35	46,750.00	54,523.42	12,253.63	
66 DIVISION TOTALS	Count:	173	803,098.57	247,293.59	350,014.50	11,163.88
1,411,570.54	Count:	173	803,098.57	247,293.59	350,014.50	11,163.88
10 DEPARTMENT TOTALS	Count:	173	803,098.57	247,293.59	350,014.50	11,163.88
1,411,570.54	Count:	173	803,098.57	247,293.59	350,014.50	11,163.88
E14 APTYP-FY TOTALS	Count:	173	803,098.57	247,293.59	350,014.50	11,163.88
1,411,570.54	Count:	173	803,098.57	247,293.59	350,014.50	11,163.88
101 FUND TOTALS	Count:	173	803,098.57	247,293.59	350,014.50	11,163.88
1,411,570.54	Count:	173	803,098.57	247,293.59	350,014.50	11,163.88
FINAL TOTALS	Count:	173	803,098.57	247,293.59	350,014.50	11,163.88

1,050,392.14

Run Date : 10/13/14
 Run Time : 9:08:59
 User ID : DPMWATAT

FGIA A/R Transaction List

Account Id : 5101E14106
 G/L account :
 Document :
 Trans code(s) : 103 104

From trans date : 10/ 1/2013
 To trans date : 9/30/2014
 From add date : / /
 To add date : / /
 Add user :
 CPDA No :
 Trans amt : :

AccountID	G/L Account	Cde	Document	Trans Date	Trans Amt	Add UserID	Add Date
5101E1410622CHC02	110111220	103	J14FED0132	3/25/2014	7471.68-	PSTAJVFG	3/26/2014
5101E1410622CHN02	110111220	103	J14FED0132	3/25/2014	15286.49-	PSTAJVFG	3/26/2014
5101E1410622DHC03	110111220	103	J14FED0132	3/25/2014	14038.87-	PSTAJVFG	3/26/2014
5101E1410622DHN03	110111220	103	J14FED0132	3/25/2014	12197.02-	PSTAJVFG	3/26/2014
5101E1410622EHC04	110111220	103	J14FED0132	3/25/2014	4167.84-	PSTAJVFG	3/26/2014
5101E1410622EHN04	110111220	103	J14FED0132	3/25/2014	8410.11-	PSTAJVFG	3/26/2014
5101E1410655BHC22	110111220	103	J14FED0132	3/25/2014	28639.19-	PSTAJVFG	3/26/2014
5101E1410655BHN22	110111220	103	J14FED0132	3/25/2014	8811.77-	PSTAJVFG	3/26/2014
5101E1410655BHC43	110111220	103	J14FED0132	3/25/2014	17078.76-	PSTAJVFG	3/26/2014
5101E1410655BHC52	110111220	103	J14FED0132	3/25/2014	34750.00-	PSTAJVFG	3/26/2014
5101E1410622AHC05	110111220	103	J14FED0165	4/30/2014	1764.60-	PSTAJVFG	5/ 5/2014
5101E1410622AHC05	110111220	103	J14FED0165	4/30/2014	2086.79-	PSTAJVFG	5/ 5/2014
5101E1410622BHC01	110111220	103	J14FED0165	4/30/2014	13665.61-	PSTAJVFG	5/ 5/2014
5101E1410622BHC01	110111220	103	J14FED0165	4/30/2014	41616.32-	PSTAJVFG	5/ 5/2014
5101E1410622CHN02	110111220	103	J14FED0165	4/30/2014	2624.49-	PSTAJVFG	5/ 5/2014
5101E1410622CHN02	110111220	103	J14FED0165	4/30/2014	2624.49-	PSTAJVFG	5/ 5/2014
5101E1410622DHC03	110111220	103	J14FED0165	4/30/2014	2901.79-	PSTAJVFG	5/ 5/2014
5101E1410622DHN03	110111220	103	J14FED0165	4/30/2014	4619.40-	PSTAJVFG	5/ 5/2014
5101E1410655BHC22	110111220	103	J14FED0165	4/30/2014	2823.42-	PSTAJVFG	5/ 5/2014
5101E1410655BHC22	110111220	103	J14FED0165	4/30/2014	571.50-	PSTAJVFG	5/ 5/2014
5101E1410655BHN22	110111220	103	J14FED0165	4/30/2014	4692.20-	PSTAJVFG	5/ 5/2014
5101E1410662BHC05	110111220	103	J14FED0185	5/27/2014	12000.00-	PSTAJVFG	5/ 5/2014
5101E1410662BHN04	110111220	103	J14FED0185	5/27/2014	4867.17-	PSTAJVFG	5/29/2014
5101E1410622BHC01	110111220	103	J14FED0185	5/27/2014	2339.79-	PSTAJVFG	5/29/2014
5101E1410622BHC01	110111220	103	J14FED0185	5/27/2014	19708.86-	PSTAJVFG	5/29/2014
5101E1410622BHN01	110111220	103	J14FED0185	5/27/2014	1663.04-	PSTAJVFG	5/29/2014
5101E1410622BHN01	110111220	103	J14FED0185	5/27/2014	8860.42-	PSTAJVFG	5/29/2014
5101E1410622DHC03	110111220	103	J14FED0185	5/27/2014	612.00-	PSTAJVFG	5/29/2014
5101E1410622DHN03	110111220	103	J14FED0185	5/27/2014	7772.28-	PSTAJVFG	5/29/2014
5101E1410622EHC04	110111220	103	J14FED0185	5/27/2014	7322.43-	PSTAJVFG	5/29/2014
5101E1410622EHN04	110111220	103	J14FED0185	5/27/2014	2339.79-	PSTAJVFG	5/29/2014
5101E1410655BHC21	110111220	103	J14FED0185	5/27/2014	4692.20-	PSTAJVFG	5/29/2014
5101E1410655BHC21	110111220	103	J14FED0185	5/27/2014	225.00-	PSTAJVFG	5/29/2014
5101E1410622BHC01	110111220	103	J14FED0248	8/ 5/2014	188.00-	PSTAJVFG	8/ 6/2014
5101E1410622BHC01	110111220	103	J14FED0248	8/ 5/2014	26810.72-	PSTAJVFG	8/ 6/2014
5101E1410622BND1	110111220	103	J14FED0248	8/ 5/2014	9115.10-	PSTAJVFG	8/ 6/2014
5101E1410655BHN21	110111220	103	J14FED0248	8/ 5/2014	759.34-	PSTAJVFG	8/ 6/2014
5101E1410655BHN22	110111220	103	J14FED0248	8/ 5/2014	12609.83-	PSTAJVFG	8/ 6/2014
5101E1410655BHC2A	110111220	103	J14FED0248	8/ 5/2014	2760.54-	PSTAJVFG	8/ 6/2014
5101E1410655BHC2A	110111220	103	J14FED0248	8/ 5/2014	18332.29-	PSTAJVFG	8/ 6/2014
5101E1410655CHC30	110111220	103	J14FED0248	8/ 5/2014	4781.22-	PSTAJVFG	8/ 6/2014
5101E1410655CHN30	110111220	103	J14FED0248	8/ 5/2014	14377.09-	PSTAJVFG	8/ 6/2014
5101E1410655BHC44	110111220	103	J14FED0290	9/10/2014	1245.02-	PSTAJVFG	9/11/2014
5101E1410655BHC44	110111220	103	J14FED0290	9/10/2014	17784.23-	PSTAJVFG	9/11/2014
5101E1410622AHC05	110111220	103	J14FED0290	9/10/2014	752.00-	PSTAJVFG	9/11/2014
5101E1410622AHC05	110111220	103	J14FED0290	9/10/2014	20134.81-	PSTAJVFG	9/11/2014
5101E1410622BHC01	110111220	103	J14FED0290	9/10/2014	1902.17-	PSTAJVFG	9/11/2014
5101E1410622BHC01	110111220	103	J14FED0290	9/10/2014	22227.93-	PSTAJVFG	9/11/2014

Run Date . . . : 10/13/14
 Run Time . . . : 9:08:59
 User ID . . . : DPMWATAT

FCIA A/R Transaction List

Account Id . . . : 5101E14106
 G/L account . . . :
 Document . . . :
 Trans code (s) : 103 104

From trans date: 10/ 1/2013 To trans date : 9/30/2014
 From add date : / / To add date : / /
 Add user . . . : CPDA No . . . :
 Trans amt . . . :

AccountId	G/L Account	Cde	Document	Trans Date	Trans Amt	Add UserId	Add Date
5101E141062DHN03	110111220	103	J14FED0290	9/10/2014	7168.92-	PSTAJVFG	9/11/2014
5101E141062EHN04	110111220	103	J14FED0290	9/10/2014	12232.90-	PSTAJVFG	9/11/2014
5101E141065BHC23	110111220	103	J14FED0290	9/10/2014	89.97-	PSTAJVFG	9/11/2014
5101E141065BHN21	110111220	103	J14FED0290	9/10/2014	1503.04-	PSTAJVFG	9/11/2014
5101E141065BHN22	110111220	103	J14FED0290	9/10/2014	5382.40-	PSTAJVFG	9/11/2014
5101E141065BHN23	110111220	103	J14FED0290	9/10/2014	1909.63-	PSTAJVFG	9/11/2014
5101E141065SCH30	110111220	103	J14FED0290	9/10/2014	10188.57-	PSTAJVFG	9/11/2014
5101E141065CHN30	110111220	103	J14FED0290	9/10/2014	4781.22-	PSTAJVFG	9/11/2014
5101E141065EHC44	110111220	103	J14FED0290	9/10/2014	5872.75-	PSTAJVFG	9/11/2014
5101E141062AHN05	110111220	103	J14FED0306	9/29/2014	14307.68-	PSTAJVFG	9/30/2014
5101E141062CHN02	110111220	103	J14FED0306	9/29/2014	18739.65-	PSTAJVFG	9/30/2014
5101E141062CPNA2	110111220	103	J14FED0306	9/29/2014	7179.26-	PSTAJVFG	9/30/2014
5101E141062DTNB3	110111220	103	J14FED0306	9/29/2014	4415.58-	PSTAJVFG	9/30/2014
5101E141062PHN06	110111220	103	J14FED0306	9/29/2014	14499.00-	PSTAJVFG	9/30/2014
5101E141065BHN21	110111220	103	J14FED0306	9/29/2014	9368.29-	PSTAJVFG	9/30/2014
5101E141065BHN22	110111220	103	J14FED0306	9/29/2014	12665.14-	PSTAJVFG	9/30/2014
5101E141065CHC30	110111220	103	J14FED0306	9/29/2014	23137.14-	PSTAJVFG	9/30/2014
5101E141065EHC44	110111220	103	J14FED0306	9/29/2014	8488.94-	PSTAJVFG	9/30/2014

FINAL TOTALS Count: 66 618,955.69-

AL

Run Date : 10/13/14
Run Time : 10:33:06
User ID : DPMWATAT

FGIA A/R Transaction List

Account Id : 5101E141062BH 01
G/L account :
Document :
Trans code(s) : 103 104
From trans date : 10/1/2013
To trans date : 9/30/2014
From add date : / /
To add date : / /
Add user :
CRDA No :
Trans amt :
Add UserId :
Add Date :

AccountId	G/L Account	Cde	Document	Trans Date	Trans Amt	Add UserId	Add Date
5101E141062BHC01	110111220	103	J14FED0165	4/30/2014	13665.61-	PSTAJVFG	5/5/2014
5101E141062BHN01	110111220	103	J14FED0165	4/30/2014	41616.32-	PSTAJVFG	5/5/2014
5101E141062BHN01	110111220	103	J14FED0185	5/27/2014	19708.86-	PSTAJVFG	5/29/2014
5101E141062BHN01	110111220	103	J14FED0290	9/10/2014	20134.81-	PSTAJVFG	9/11/2014

FINAL TOTALS Count: 4 95,125.60-

N

005	16,757.40	*
	41,616.32	+
	19,708.86	+
	20,134.91	+
	188.00	+
	26,810.72	+
	9,115.10	+
	3,565.21	+
007	121,139.02	*

C

005	13,665.61	+
	2,339.79	+
	752.00	+

002

	121,139.02	+
	16,757.40	+
002	137,896.42	*

005	95,125.60	+
	3,279.79	+
	26,810.72	+
	9,115.10	+
	3,565.21	+
005	137,896.42	*

AL

FGTA A/R Transaction List

Run Date . . : 10/13/14
Run Time . . : 10:34:17
User ID . . . : DPMWATAT

Account Id . . : 5101E141062BA C1
G/L account . . :
Document . . . :
Trans code(s) : 103 104

From trans date: 10/ 1/2013 To trans date : 9/30/2014
From add date : / / To add date . . : / /
Add user : CPDA No :
Trans amt : Trans amt :

AccountID	G/L Account	Cde	Document	Trans Date	Trans Amt	Add UserID	Add Date
5101E141062BACC1	110111220	103	J14FED0185	5/27/2014	2339.79-	PSTAJVFG	5/29/2014
5101E141062BACC1	110111220	103	J14FED0248	8/ 5/2014	188.00-	PSTAJVFG	8/ 6/2014
5101E141062BACC1	110111220	103	J14FED0290	9/10/2014	752.00-	PSTAJVFG	9/11/2014

FINAL TOTALS Count: 3 3,279.79-

AL

RGIA A/R Transaction List

Run Date . . : 10/13/14
Run Time . . : 10:34:30
User ID . . . : DPMATAT

Account Id . . : 5101E141062BG A1
G/L account . . :
Document . . . :
Trans code(s) . : 103 104

From trans date: 10/ 1/2013 To trans date : 9/30/2014
From add date : / / To add date . . :
Add user . . . : CPDA No . . . :
Trans amt . . . : Trans amt . . . :

AccountId G/L Account
5101E141062BGNA1 110111220

Cde Document Trans Date Trans Amt
103 J14FED0248 8/ 5/2014 26810.72-

Add UserID Add Date
PSTAVVFG 8/ 6/2014

FINAL TOTALS Count: 1 26,810.72-

AL

FGIA A/R Transaction List

Run Date . . : 10/13/14
Run Time . . : 10:34:46
User ID . . . : DPMWATAT

Account Id . . : 5101E141062BJ D1
G/L account . . :
Document . . . :
Trans code (s) : 103 104

From trans date: 10/ 1/2013 To trans date : 9/30/2014
From add date : / / To add date . . :
Add user . . . : CPDA No . . . :
Trans amt . . . : Trans amt . . . :

AccountId G/L Account
5101E141062BJ D1 110111220

Cde Document Trans Date Trans Amt
103 J14PED0248 8/ 5/2014 9115.10-

Add UserId Add Date
PSTAJVFG 8/ 6/2014

FINAL TOTALS Count: 1 9,115.10-

AL

FGIA A/R Transaction List

Run Date : 10/13/14
Run Time : 10:34:57
User ID : DPMATAT

Account Id : 5101E141062BP B1
G/L account :
Document :
Trans code(s) : 103 104

From trans date : 10/1/2013 To trans date : 9/30/2014
From add date : / / To add date : / /
Add user : : CPDA No : :
Trans amt : : Trans amt : :

AccountId G/L Account
5101E141062BPB1 110111220
5101E141062BPB1 110111220

Cde Document Trans Date Trans Amt
103 J14FED0185 5/27/2014 1663.04-
103 J14FED0290 9/10/2014 1902.17-

Add UserId Add Date
PSTAVFG 5/29/2014
PSTAVFG 9/11/2014

FINAL TOTALS Count:

2 3,565.21-

DP

FGIA A/R Transaction List

Run Date . . : 10/13/14
Run Time . . : 10:33:14
User ID . . . : DPMWATAT

Account Id . . : 5101E141062CH 02
G/L account . . :
Document . . . :
Trans code(s) : 103 104

From trans date : 10/ 1/2013
To trans date : 9/30/2014
From add date : / /
To add date : / /
Add user . . . :
CFDA No . . . :
Trans amt . . . :

Account Id	G/L Account	Cde	Document	Trans Date	Trans Amt	Add User Id	Add Date
5101E141062CH02	110111220	103	J14FED0132	3/25/2014	7471.68-	PSTAVVFG	3/26/2014
5101E141062CH02	110111220	103	J14FED0132	3/25/2014	15286.49-	PSTAVVFG	3/26/2014
5101E141062CH02	110111220	103	J14FED0165	4/30/2014	2624.49-	PSTAVVFG	5/ 5/2014
5101E141062CH02	110111220	103	J14FED0165	4/30/2014	2624.49-	PSTAVVFG	5/ 5/2014
5101E141062CH02	110111220	103	J14FED0185	5/27/2014	8860.42-	PSTAVVFG	5/29/2014
5101E141062CH02	110111220	103	J14FED0290	9/10/2014	22227.93-	PSTAVVFG	9/11/2014
5101E141062CH02	110111220	103	J14FED0306	9/29/2014	18739.65-	PSTAVVFG	9/30/2014

FINAL TOTALS Count: 7 77,835.15-

Handwritten notes and calculations:

- 002 7,481.68 +
- 002 2,624.49 +
- 002 ~~10,106.17~~ *
10,096.17
- 006 15,286.49 +
- 006 2,624.49 +
- 006 8,860.42 +
- 006 22,227.93 +
- 006 18,739.65 +
- 006 7,179.26 +
- 006 74,918.24 *
- 002 74,918.24 +
- 002 ~~10,106.17~~ +
- 002 10,096.17 +
- 002 ~~85,014.41~~ *
85,014.41
- 002 77,835.15 +
- 002 7,179.26 +
- 002 85,014.41 *

DP

FGIA A/R Transaction List

Run Date : 10/13/14
Run Time : 10:35:17
User ID. : DPMWATAT

Account Id : 5101E141062CP A2
G/L account :
Document :
Trans code(s) : 103 104

From trans date: 10/1/2013 To trans date : 9/30/2014
From add date : / / To add date :
Add user : : CPDA No :
Trans amt : : Trans amt : :

AccountId G/L Account
5101E141062CPNA2 110111220

Cde Document Trans Date Trans Amt
103 J14EPD0306 9/29/2014 7179.26-

Add UserId Add Date
PSTAVVFG 9/30/2014

FINAL TOTALS Count: 1

7,179.26-

PT

FGIA A/R Transaction List

Run Date : 10/13/14
Run Time : 10:33:20
User ID : DPMWATAT

Account Id : 5101E141062DH 03
G/L account :
Document :
Trans code (s) : 103 104

From trans date : 10/1/2013
To trans date : 9/30/2014
From add date : / /
To add date : / /
Add user :
CPDA No :
Trans amt :

AccountId	G/L Account	Cde	Document	Trans Date	Trans Amt
5101E141062DH03	110111220	103	J14FED0132	3/25/2014	14038.87-
5101E141062DH03	110111220	103	J14FED0132	3/25/2014	12197.02-
5101E141062DH03	110111220	103	J14FED0165	4/30/2014	2901.79-
5101E141062DH03	110111220	103	J14FED0165	4/30/2014	4619.40-
5101E141062DH03	110111220	103	J14FED0185	5/27/2014	612.00-
5101E141062DH03	110111220	103	J14FED0185	5/27/2014	7772.28-
5101E141062DH03	110111220	103	J14FED0290	9/10/2014	7168.92-

FINAL TOTALS Count: 7

49,310.28-

Add UserId	Add Date
PSTAVFG	3/26/2014
PSTAVFG	3/26/2014
PSTAVFG	5/5/2014
PSTAVFG	5/5/2014
PSTAVFG	5/29/2014
PSTAVFG	5/29/2014
PSTAVFG	9/11/2014

003	14,038.87	+
003	2,901.79	+
003	612.00	+
005	17,552.66	*
005	12,197.02	+
005	4,619.40	+
005	7,772.28	+
005	7,168.92	+
005	4,415.58	+
005	36,173.20	*
002	36,173.20	+
002	17,552.66	+
002	53,725.86	*
002	49,310.28	+
002	4,415.58	+
002	53,725.86	*

PT

FGIA A/R Transaction List

Run Date . . : 10/13/14
Run Time . . : 10:36:16
User ID . . . : DPMWATAT

Account Id . . : 5101E141062DT B3
G/L account . . :
Document . . . :
Trans code(s) : 103 104

From trans date: 10/ 1/2013 To trans date : 9/30/2014
From add date : / / To add date . . :
Add user . . . : CPDA No . . . :
Trans amt . . . : Trans amt . . . :

AccountId G/L Account
5101E141062DTMB3 110111220

Cde Document Trans Date Trans Amt
103 J14FBD0306 9/29/2014 4415.58-

Add UserId Add Date
PSTAJVFG 9/30/2014

FINAL TOTALS Count: 1

4,415.58-

TR

FGIA A/R Transaction List

Run Date : 10/13/14
Run Time : 10:33:25
User ID. : DPMATAT

Account Id : 5101E141062EH 04
G/L account :
Document :
Trans code(s) : 103 104

From trans date: 10/1/2013 To trans date : 9/30/2014
From add date : / / To add date : / /
Add user : : CPDA No : :
Trans amt : : :

AccountId	G/L Account	Cde	Document	Trans Date	Trans Amt	Add UserId	Add Date
5101E141062EH04	110111220	103	J14FED0132	3/25/2014	4167.84-	PSTAVFG	3/26/2014
5101E141062EH04	110111220	103	J14FED0132	3/25/2014	8410.11-	PSTAVFG	3/26/2014
5101E141062EH04	110111220	103	J14FED0165	4/30/2014	2823.42-	PSTAVFG	5/5/2014
5101E141062EH04	110111220	103	J14FED0185	5/27/2014	7322.43-	PSTAVFG	5/29/2014
5101E141062EH04	110111220	103	J14FED0290	9/10/2014	12232.90-	PSTAVFG	9/11/2014
FINAL TOTALS				Count:	5	34,956.70-	

0. C

001 4,167.84 +

001 4,167.84 *

004 30,788.86 *

002 34,956.70 *

Handwritten notes: C, U, {, }

PA

FGIA A/R Transaction List

Run Date : 10/13/14
Run Time : 10:32:27
User ID : DPWMATAT

Account Id : 5101E141062AH 05
G/L account :
Document :
Trans code(s) : 103 104

From trans date : 10/1/2013 To trans date : 9/30/2014
From add date : / / To add date : / /
Add user : : CPDA No : :
Trans amt : :

AccountId	G/L Account	Cde	Document	Trans Date	Trans Amt
5101E141062AH05	110111220	103	J14FED0165	4/30/2014	1764.60-
5101E141062AH05	110111220	103	J14FED0165	4/30/2014	2086.79-
5101E141062AH05	110111220	103	J14FED0185	5/27/2014	4867.17-
5101E141062AH05	110111220	103	J14FED0290	9/10/2014	1245.02-
5101E141062AH05	110111220	103	J14FED0290	9/10/2014	17784.23-
5101E141062AH05	110111220	103	J14FED0306	9/29/2014	14307.68-

FINAL TOTALS Count: 6

42,055.49-

Add UserId	Add Date
PSTAVFG	5/5/2014
PSTAVFG	5/5/2014
PSTAVFG	5/29/2014
PSTAVFG	9/11/2014
PSTAVFG	9/11/2014
PSTAVFG	9/30/2014

0.00

1,764.60 +
1,245.02 +

3,009.62 *

2,086.79 +
4,867.17 +
17,784.23 +
14,307.68 +

39,045.87 *

39,045.87 +
3,009.62 +

42,055.49 *

PH

FGIA A/R Transaction List

Run Date : 10/13/14
Run Time : 10:33:31
User ID. : DPMWATAT

Account Id . . : 5101E141062FH 06
G/L account. . :
Document . . . :
Trans code(s) : 103 104

From trans date: 10/1/2013 To trans date : 9/30/2014
From add date : / / To add date :
Add user . . . : CPDA No . . . :
Trans amt . . . : Trans amt . . . :

AccountId	G/L Account	Cde	Document	Trans Date	Trans Amt	Add UserId	Add Date
5101E141062FH06	110111220	103	J14FBD0306	9/29/2014	14499.00-	PSTAVFG	9/30/2014
FINAL TOTALS				Count: 1	14,499.00-		

K2PM

FGIA A/R Transaction List

Run Date : 10/13/14
Run Time : 10:39:51
User ID : DPMWATAT

Account Id : 5101E141065WH 51
G/L account :
Document :
Trans code(s) : 103 104

From trans date: 10/1/2013 To trans date : 9/30/2014
From add date : / / To add date :
Add user : : CPDA No :
Trans amt : : Trans amt : :

AccountId G/L Account
5101E141065WH51 110111220

Cde Document Trans Date Trans Amt
103 J14FED0185 5/27/2014 225.00-

Add UserId Add Date
PSTAJVFG 5/29/2014

FINAL TOTALS Count: 1 225.00-

129

FGIA A/R Transaction List

Run Date . : 10/13/14
Run Time . : 10:40:15
User ID. . : DPMWATAT

Account Id . : 5101E141066UH 52
G/L account. . :
Document . . . :
Trans code(s) : 103 104

From trans date: 10/ / /
To trans date : 9/30/2014
Add user . . . :
CPDA No . . . :
Trans amt . . . :

AccountId G/L Account
5101E141066UHCS2 110111220
5101E141066UHCS2 110111220

Cde Document Trans Date Trans Amt
103 J14FED0132 3/25/2014 34750.00-
103 J14FED0165 4/30/2014 12000.00-

Add UserId Add Date
PSTAVFG 3/26/2014
PSTAVFG 5/ 5/2014

FINAL TOTALS

Count: 2

46,750.00-

M2TR

FGIA A/R Transaction List

Run Date . : 10/13/14
Run Time . : 10:36:37
User ID . : DPMWATAT

Account Id . : 5101E141065BH 21
G/L account . :
Document . :
Trans code(s) : 103 104

From trans date : 10/ 1/2013
To trans date : 9/30/2014
Add user . . . :
CPDA No . . . :
Trans amt . . . :

AccountId G/L Account
5101E141065BHC21 110111220
5101E141065BHN21 110111220
5101E141065BHN21 110111220
5101E141065BHN21 110111220

Cde Document Trans Date
103 J14FED0185 5/27/2014
103 J14FED0248 8/ 5/2014
103 J14FED0290 9/10/2014
103 J14FED0306 9/29/2014

Trans Amt
2339.79-
759.34-
1503.04-
9368.29-

Add UserId Add Date
PSTAVFG 5/29/2014
PSTAVFG 8/ 6/2014
PSTAVFG 9/11/2014
PSTAVFG 9/30/2014

FINAL TOTALS Count: 4

13,970.46-

Account	Trans Amt	Add UserId	Add Date
001	2,339.79 +	PSTAVFG	5/29/2014
	759.34 +	PSTAVFG	8/ 6/2014
	1,503.04 +	PSTAVFG	9/11/2014
	9,368.29 +	PSTAVFG	9/30/2014
003	11,630.67 *		
	11,630.67 +		
	2,339.79 +		
	2,339.79 +		
	2,339.79 -		
004	13,970.46 *		

NOPE

FGIA A/R Transaction List

Run Date . . : 10/13/14
Run Time . . : 10:36:44
User ID . . . : DPMMATAT

Account Id . . : 510E141065BH 22
G/L account . . :
Document . . . :
Trans code (s) : 103 104

From trans date: 10/1/2013 To trans date : 9/30/2014
From add date : / / To add date . . : / /
Add user . . . : CPDA No . . . :
Trans amt . . . : Trans amt . . . :

Account Id	G/L Account	Cde	Document	Trans Date	Trans Amt	Add User Id	Add Date
510E141065BHC22	110111220	103	J14FED0132	3/25/2014	28639.19-	PSTAJVFG	3/26/2014
510E141065BHN22	110111220	103	J14FED0132	3/25/2014	8811.77-	PSTAJVFG	3/26/2014
510E141065BHC22	110111220	103	J14FED0165	4/30/2014	571.50-	PSTAJVFG	5/5/2014
510E141065BHN22	110111220	103	J14FED0165	4/30/2014	4692.20-	PSTAJVFG	5/5/2014
510E141065BHN22	110111220	103	J14FED0165	5/27/2014	4692.20-	PSTAJVFG	5/29/2014
510E141065BHN22	110111220	103	J14FED0248	8/5/2014	12609.83-	PSTAJVFG	8/6/2014
510E141065BHN22	110111220	103	J14FED0290	9/10/2014	5382.40-	PSTAJVFG	9/11/2014
510E141065BHN22	110111220	103	J14FED0306	9/29/2014	12665.14-	PSTAJVFG	9/30/2014
FINAL TOTALS	Count:	8			78,064.23-		

C {
 28,639.19 +
 571.50 +
 002 29,210.69 *
 0,811.77 +
 4,692.20 +
 4,692.20 +
 12,609.83 +
 5,382.40 +
 12,665.14 +
 006 48,853.54 *
 48,853.54 +
 29,210.69 +
 002 78,064.23 *

M2035

FGIA A/R Transaction List

Run Date : 10/13/14
Run Time : 10:36:53
User ID : DPMWATAT

Account Id : 5101E14106SBH 23
G/L account :
Document :
Trans code(s) : 103 104

Account Id : 5101E14106SBH 23
G/L Account : 110111220
5101E14106SBH 23 110111220
5101E14106SBH 23 110111220

FINAL TOTALS

Count:

2

1,999.60-

From trans date: 10/1/2013 To trans date: 9/30/2014
From add date: / / To add date: / /
Add user: CPDA No.
Trans amt Trans amt

Cde Document Trans Date Trans Amt
103 J14FED0290 9/10/2014 89.97-
103 J14FED0290 9/10/2014 1909.63-

Add User Id Add Date
PSTAVVFG 9/11/2014
PSTAVVFG 9/11/2014

MOHVE

Run Date : 10/13/14
Run Time : 10:37:36
User ID : DPMWATAT

FGIA A/R transaction list

Account Id : 5101E141065BP 2A From trans date: 10/1/2013 To trans date: 9/30/2014
G/L account: Document : Add user : CPDA No :
Trans code(s) : 103 104 Trans amt :

AccountId G/L Account Cde Document Trans Date Trans Amt Add UserId Add Date
5101E141065BP2A 110111220 103 J14FBD0248 8/5/2014 2760.54- PSTAVVFG 8/6/2014

FINAL TOTALS Count: 1 2,760.54-

Run Date : 10/13/14
Run Time : 10:37:51
User ID : DPWMATAT

Account ID : 510E141065GH 30
G/L account :
Document :
Trans code(s) : 103 104

From trans date : 10/1/2013 To trans date : 9/30/2014
From add date : / / To add date : / /
Add user : : CPDA No : :
Trans amt : :

AccountId	G/L Account	Cde	Document	Trans Date	Trans Amt	Add UserId	Add Date
510E141065CHC30	110111220	103	J14FED0248	8/5/2014	18332.29-	PSTAVFG	8/6/2014
510E141065CHN30	110111220	103	J14FED0248	8/5/2014	4781.22-	PSTAVFG	8/6/2014
510E141065CHC30	110111220	103	J14FED0290	9/10/2014	10188.57-	PSTAVFG	9/11/2014
510E141065CHN30	110111220	103	J14FED0290	9/10/2014	4781.22-	PSTAVFG	9/11/2014
510E141065CHC30	110111220	103	J14FED0306	9/29/2014	23137.14-	PSTAVFG	9/30/2014
FINAL TOTALS				Count:	5	61,220.44-	

Cde	Trans Amt	+
003	18,332.29	+
	10,188.57	+
	23,137.14	+
003	51,658.00	*
	4,781.22	+
	4,701.22	+
002	9,562.44	*
	9,562.44	+
	51,658.00	+
002	61,220.44	*

M8*TR

FGIA A/R Transaction List

Run Date . : 10/13/14
Run Time . : 10:38:26
User ID. . : DPWMAATAT

Account Id . . : 5101E141065EH 43
G/L account. . :
Document . . . :
Trans code(s) : 103 104

From trans date: 10/ 1/2013 To trans date : 9/30/2014
From add date : / / To add date . :
Add user . . . : CPDA No . . . :
Trans amt . . . : Trans amt . . . :

AccountId G/L Account
5101E141065EH43 110111220

Cde Document Trans Date Trans Amt
103 J14FERD132 3/25/2014 17078.76-

Add UserId Add Date
PSTAVVFG 3/26/2014

FINAL TOTALS Count: 1 17,078.76-

M8*DD

FGIA A/R Transaction List

Run Date . . : 10/13/14
Run Time . . : 10:38:33
User ID . . . : DPMWATAT

Account Id . . : 5101E14106SEH 44
G/L account . . :
Document . . . :
Trans code(s) : 103 104

From trans date: 10/ 1/2013
From add date : / /
Add user . . . :
To trans date : 9/30/2014
To add date . . : / /
CFDA No . . . :
Trans amt . . . :

AccountId

G/L Account

Cde

Document

Trans Date

Trans Amt

Add UserId

Add Date

Count:

FINAL TOTALS

28,738.78-

AccountId	G/L Account	Cde	Document	Trans Date	Trans Amt	Add UserId	Add Date	
5101E14106SEH C44	110111220	103	J14FED0248	8/ 5/2014	14377.09-	PSTAJVFG	8/ 6/2014	
5101E14106SEH C44	110111220	103	J14FED0290	9/10/2014	5872.75-	PSTAJVFG	9/11/2014	
5101E14106SEH C44	110111220	103	J14FED0306	9/29/2014	8488.94-	PSTAJVFG	9/30/2014	
FINAL TOTALS							3	28,738.78-

**Office of Finance and Budget
DEPARTMENTAL FEDERAL FUNDING ABSTRACT**
(Note: This form has a continuation page)

Department/Agency: Department of Public Works
Division/Program: Capital Improvement Projects
AS400 Account Number: 5101H1210101B203

Department/Agency Head Certification
Certified as to the accuracy of information contained herein:

CARL DOMINGUEZ
Signature
10/28/14
Date

Grant Title	CFDA Number	Grant Award No.	FY 2012 Federal Grant Award Received	Grant Period	Indirect Cost Applied for Amount Rec'd.	FY 2012 Expenditures/ Encumbrances 1/	FY 2012 Actual Federal Reimbursement	No. of FTE's Funded by Grant	Fiscal Year 2012				Fiscal Year 2013				No. of FTE's Funded by Grant
									Grant Award No.	FY 2013 Federal Grant Award Received	Grant Period	Indirect Cost Applied for Amount Rec'd.	FY 2013 Expenditures/ Encumbrances 2/	FY 2013 Actual Federal Reimbursement			
DOI-Empowering Insular Communities (EIC)-DPW Doors/Windows Replacement	15.875	GUAM-EIC-2012-5/D12AP00314	\$ 180,000.00	08/29/12 to 07/30/15	\$ -	\$ -	\$ -	0	GUAM-EIC-2012-5/D12AP00314	\$ -	08/29/12 to 07/30/15	\$ -	\$ -	\$ -	\$ -	0	
Total			\$ 180,000.00		\$ -	\$ -	\$ -	0		\$ 0		\$ -	\$ -	\$ -	\$ -	0	

1/ If a grant is a continuing grant from previous fiscal years, indicate only in this column, the expenditures/encumbrances which occurred in FY 2012 (10/01/11 to 09/30/12).
2/ If a grant is a continuing grant from previous fiscal years, indicate only in this column, the expenditures/encumbrances which occurred in FY 2013 (10/01/12 to 09/30/13).
3/ If a grant is a continuing grant from previous fiscal years, indicate only in this column, the expenditures/encumbrances which occurred in FY 2014 (10/01/13 to 09/30/14).

Office of Finance and Budget
 DEPARTMENTAL FEDERAL FUNDING ABSTRACT
 (Continued from page 1)

Division/Program: Capital Improvement Projects
 AS400 Account Number: 5101H121010B203

As of September 30, 2014 Fiscal Year 2014													As of September 30, 2015 Fiscal Year 2015					
Grant Title	CFDA Number	Grant Award No.	FY 2014 Federal Grant Award Received	Grant Period	Indirect Cost Applied for Amount Rec'd.	FY 2014 Expenditures/Encumbrances 3/	FY 2014 Actual Federal Reimbursement	No. of FTE's Funded	Grant Award No.	FY 2013 Federal Grant Award Received	Grant Period	Indirect Cost Applied for Amount Rec'd.	FY 2013 Expenditures/Encumbrances 2/	FY 2013 Actual Federal Reimbursement	No. of FTE's Funded by Grant			
DOI-Empowering Insular Communities (EIC)-DPW Doors/Windows Replacement	15 875	GUAM-EIC-2012-5/D12AP00314	\$ -	08/29/12 to 07/30/15	-	\$ 180,000.00	\$ 20,469.95	0		\$ -		\$ -	\$ -	\$ -	0			
			\$ -		\$ -	\$ 180,000.00	\$ 20,469.95	0		\$ -		\$ -	\$ -	\$ -	0			

1/If a grant is a continuing grant from previous fiscal years, indicate only in this column, the expenditures/encumbrances which occurred in FY 2012 (10/01/11 to 09/30/12).
 2/If a grant is a continuing grant from previous fiscal years, indicate only in this column, the expenditures/encumbrances which occurred in FY 2013 (10/01/12 to 09/30/13).
 3/If a grant is a continuing grant from previous fiscal years, indicate only in this column, the expenditures/encumbrances which occurred in FY 2014 (10/01/13 to 09/30/14).

Run Date . . : 10/17/14
 Run Time . . : 10:31:57
 User ID . . . : DPWTYDIM

FGIA A/R Transaction List

Page . . : 1
 Program : PRTTREN

Account Id . . : 5101H121010IB203
 G/L account . . :
 Document . . . :
 Trans code(s) : 103 104

From trans date: / /
 From add date : / /
 Add user . . . :
 CFDA No . . . :
 Trans amt . . . :

To trans date : / /
 To add date . . : / /
 CFDA No . . . :
 Trans amt . . . :

AccountId G/L Account
 5101H121010IB203 110111215
 FINAL TOTALS Count:

Cde Document Trans Date
 103 J14FED0251 8 / 8/2014
 1 20,469.95-

Trans Amt
 20469.95-
 Add UserId Add Date
 PSTAJVFG 8/14/2014

User ID : DPWTYDIM
 To date : 9/2013
 Account : 5101H1210101B203230 Exclude Object Codes:
 Dept/Division :

Account Number	Account Name	YTD Allotment	YTD Expenditures	Q/S Encumbrance	Available Funds	Unallotted Balance
Tot Appropriation						
5101H1210101B203230	DPW DOORS/WINDOWS REPLACEMENT	180,000.00			180,000.00	

1B203	PROGRAM TOTALS	Count: 180,000.00	1		180,000.00	

10	DIVISION TOTALS	Count: 180,000.00	1		180,000.00	

10	DEPARTMENT TOTALS	Count: 180,000.00	1		180,000.00	

M12	APTP-PY TOTALS	Count: 180,000.00	1		180,000.00	

101	FUND TOTALS	Count: 180,000.00	1		180,000.00	

FINAL TOTALS		Count: 180,000.00	1		180,000.00	

DPWTYDIM
10/14/14

Appropriation Accounts
Period Ending 09/2013

WRKAPPN
14:03:58

Position to Account 5101H121010IB203230

FY 2013

Appropriation account number : 5101H121010IB203230 DPW DOORS/WINDOWS REPLACE
Obligation end date. : 7 30 2015

Original Appropriation : 180,000.00
Budget Adjustments :
Total Appropriation : 180,000.00

	<u>Current Period</u>	<u>Year To Date</u>
Allotments :		180,000.00
Expenditures :		
Outstanding Encumbrances :		
Funds Available :	180,000.00	
Unallotted Balance :		
Funds in Reserve :		

Printing submitted. Check printer.

WRKAPPN

Display Appropriation Accounts Record

Appropriation account. . . : 5101H121010IB203230 DPW DOORS/WINDOWS REPLACEMENT
Ledger : 5
Fund : 101 FEDERAL GRANT FUND
Appropriation type . . : H 100% FEDERAL CONTINUING
Fiscal year : 12
Dept/division : 10 10 CAPITAL IMPROVEMENTS DIVISION
Program number : IB203
Object code : 230 CONTRACT

Original appropriation . . : 180000.00
Budget adjustments . . . :
Total appropriations . . . : 180000.00
Current period allotment :
YTD allotment : 180000.00
Current prd expenditures :
YTD expenditures :
Outstanding encumbrance :

More ...

Enter=Continue F3=Exit

F12=Cancel

Roll=Next/Prev Rcd

Appropriation account . . . : 5101H121010IB203230
Account name : DPW DOORS/WINDOWS REPLACEMENT
Authorization number . . . :
Grant award number : GUAMEIC2012-5 EMPOWERING INSULAR COMMUNITIES
Catalog number : 15.875 DOI
Governmental function code : GG GENERAL GOVERNMENT
Appropriation function code: 7100 General Government
Federal percent : 1.0000
Local percent :
Local account number . . . :
Job order number : 101012203230
Begin date : 8 29 2012
Lapse date : 7 30 2015
Obligation end date : 7 30 2015
Expenditure end date : 10 28 2015

Add user, date : ACCARILA 1 16 2013
Update user, date : ACCARILA 1 16 2013 Bottom
Enter=Continue F3=Exit F12=Cancel Roll=Next/Prev Rcd

User ID : DPWYD1M
 To date : 9/2014
 Account : 5101H1210101B203230
 Dept/Division :
 Exclude Object Codes:

Account Number	Account Name	YTD Allotment	YTD Expenditures	O/S Encumbrance	Available Funds	Unallotted Balance

1B203	PROGRAM TOTALS	Count: 1	20,469.95	159,530.05		
10	DIVISION TOTALS	Count: 1	20,469.95	159,530.05		
10	DEPARTMENT TOTALS:	Count: 1	20,469.95	159,530.05		
H12	APYPP+FY TOTALS:	Count: 1	20,469.95	159,530.05		
101	FUND TOTALS:	Count: 1	20,469.95	159,530.05		

FINAL TOTALS		Count: 1	20,469.95	159,530.05		

DPWTYDIM

10/14/14

Position to Account

Appropriation Accounts

To date is for 09/2014

5101H121010IB203

WRKAPPN

11:19:46

FY 2014

Appropriation account number : 5101H121010IB203230 DPW DOORS/WINDOWS REPLACE

Obligation end date. : 7 30 2015

Original Appropriation : 180,000.00

Budget Adjustments :

Total Appropriation : 180,000.00

Current Period

Year To Date

Allotments : 180,000.00

Expenditures : 20,469.95

Outstanding Encumbrances : 159,530.05

Funds Available :

Unallotted Balance :

Funds in Reserve :

You have reached the bottom of the list.

WRKAPPN

Appn acct no.	5101H121010IB203230	DPW DOORS/WINDOWS REPLACEMENT	
	FY 2014	FY 2015	
Original appn	180,000.00		
Adjustments			
Transfers			
Total appn.	180,000.00		159,530.05
YrEnd Rollover	159,530.05	159,530.05	Appn w/rollover
(01) October.	180,000.00	159,530.05	W/AllotRollover
(02) November			
(03) December			
(04) January.			
(05) February			
(06) March.			
(07) April.			
(08) May.			
(09) June			
(10) July			
(11) August			
(12) September.			
YTD allotments.	180,000.00	159,530.05	
* Unreleased:			*(Excludes X/Z)
* Reserve			

Department/Agency Head Certification
 as to the accuracy of information contained herein:


 CARL V. DOMINGUEZ
 Director

DEPARTMENT OF PUBLIC WORKS
 FEDERAL HIGHWAY ADMINISTRATION (FHWA)
 FY 2014 4th Quarter Report - As of September 30, 2014

Project Name	Appropriation	YTD Expenditures	O/S Encumbrances	Available Balance	Description
AS400 Grand Total	114,210,682	29,504,719	53,866,581	30,839,381	
FY06 Compact New Solid Waste LF	(62,039)	0	(62,039)	0	Solid Waste
DOI CIP Project New MSWLF Suppl	(130,536)	0	(130,536)	0	Solid Waste
DOI-Compact Impact School Leaseback	(7,100,000)	(7,100,000)	0	0	
Tunnon Precinct Facility	(100)	0	(100)	0	CIP
DPW-FHWA Projects	\$ 106,918,007	\$ 22,404,719	\$ 53,673,907	\$ 30,839,381	See Attached AS400 Printouts

AWP

Account Number	Account Name	YTD Allotment	YTD Expenditures	O/S Encumbrance	Available Funds	Unallotted Balance
TOT APPROPRIATION						
5101F011010IB129230	RT11 COMM PORT CABRAS ISL-0709	372,325.83	143,243.62		229,082.21	
	372,325.83		143,243.62			
IB129 PROGRAM TOTALS						
	Count:	372,325.83	143,243.62		229,082.21	
DIVISION TOTALS						
10	Count:	372,325.83	143,243.62		229,082.21	
DEPARTMENT TOTALS:						
10	Count:	372,325.83	143,243.62		229,082.21	
F01 APTYP+FY TOTALS:						
	Count:	372,325.83	143,243.62		229,082.21	
5101F021068IB154230 ROUTE 17 RECONSTRUCT AND WIDEN						
		24,614.00			24,614.00	
5101F021068IB154450 ROUTE 17 RECONSTRUCT AND WIDEN						
		24,614.00			24,614.00	
IB154 PROGRAM TOTALS						
	Count:	24,614.00			24,614.00	
5101F021068IB155230 ROUTE 25 RECONSTRUCT/WIDENING						
		480,722.48	379,729.69	100,992.79		
5101F021068IB155450 ROUTE 25 RECONSTRUCT/WIDENING						
		480,722.48	379,729.69	100,992.79		
IB155 PROGRAM TOTALS						
	Count:	480,722.48	379,729.69	100,992.79		
5101F021068TC142230 ROUTE 4 ROADWAY EMBANKMENT RES						
		15,000.00		15,000.00		
TC142 PROGRAM TOTALS						
	Count:	15,000.00		15,000.00		
5101F021068TC145230 ROUTE 4 (AS-ALONSO) RESTORATION						
		218,420.00	84,101.00		134,319.00	
TC145 PROGRAM TOTALS						
	Count:	218,420.00	84,101.00		134,319.00	
5101F021068TC146230 AGFAYAN BRIDGE TEMP RESTORATN						
		9,693.29		9,693.29		

User ID : DPWPIERA
 To date : 9/2014
 Account : 5101F**10
 Dept/Division :

Account Number	Account Name	YTD Allotment	YTD Expenditures	O/S Encumbrance	Available Funds	Unallotted Balance

TC146 PROGRAM TOTALS		Count: 1	9,693.29	9,693.29		
68 DIVISION TOTALS		Count: 7	463,830.69	125,686.08	158,933.00	
10 DEPARTMENT TOTALS		Count: 7	463,830.69	125,686.08	158,933.00	
P02 APTT+FY TOTALS		Count: 7	463,830.69	125,686.08	158,933.00	

5101F031068PB191230 FLH TECHNICAL ASSISTANCE			91,435.56	91,435.56		
IB191 PROGRAM TOTALS		Count: 1	91,435.56	91,435.56		

5101F031068PB192450 ROUTE 3 RECONSTRC AND WIDENING			5,500,211.11	5,500,211.11		
IB192 PROGRAM TOTALS		Count: 1	5,500,211.11	5,500,211.11		

5101F031068PB174111 RT. 4 AS-MISA BRIDGE (TP)						
5101F031068PB174112 RT. 4 AS-MISA BRIDGE (TP)						
5101F031068PB174113 RT. 4 AS-MISA BRIDGE (TP)						
5101F031068PB174230 RT. 4 AS-MISA BRIDGE (TP)						
5101F031068PB174450 RT. 4 AS-MISA BRIDGE (TP)						

PG174 PROGRAM TOTALS		Count: 5	274,149.06	935,855.35	1,178,809.22	

5101F031068PB176111 RT. 4, AGPAYAN BRIDGE						
5101F031068PB176112 RT. 4, AGPAYAN BRIDGE						
5101F031068PB176113 RT. 4, AGPAYAN BRIDGE						

User ID : DPWPIERA
 To date : 9/2014
 Account : 5101F**10
 Dept/Division :

Account Number	Account Name	YTD Allotment	YTD Expenditures	O/S Encumbrance	Available Funds	Unallotted Balance
5101F031068PG176230	RT. 4, AGFAYAN BRIDGE	4,733,201.93	988,377.18	3,742,081.30	2,743.45	
5101F031068PG176450	RT. 4, AGFAYAN BRIDGE					

PG176 PROGRAM TOTALS Count: 5 988,377.18 3,742,081.30 2,743.45

5101F031068PG177111	RT. 4, AJAYAN BRIDGE TP					
5101F031068PG177112	RT. 4, AJAYAN BRIDGE TP					
5101F031068PG177113	RT. 4, AJAYAN BRIDGE TP					
5101F031068PG177230	RT. 4, AJAYAN BRIDGE TP	274,280.07	185,056.59	89,223.48		
5101F031068PG177450	RT. 4, AJAYAN BRIDGE TP					

PG177 PROGRAM TOTALS Count: 5 185,056.59 89,223.48

5101F031068PG181111	RTGA, MURRAY SCOUR PERMNT TP					
5101F031068PG181112	RTGA, MURRAY SCOUR PERMNT TP					
5101F031068PG181113	RTGA, MURRAY SCOUR PERMNT TP					
5101F031068PG181230	RTGA, MURRAY SCOUR PERMNT TP	88,434.45	58,434.74	29,999.71		
5101F031068PG181450	RTGA, MURRAY SCOUR PERMNT TP					

PG181 PROGRAM TOTALS Count: 5 58,434.74 29,999.71

DIVISION TOTALS	Count:					
68 13,076,376.75	22	1,447,582.83	10,417,241.54	1,211,552.38		
10 DEPARTMENT TOTALS:	Count:					
13,076,376.75	22	1,447,582.83	10,417,241.54	1,211,552.38		
F03 APTYP+FY TOTALS:	Count:					
13,076,376.75	22	1,447,582.83	10,417,241.54	1,211,552.38		

5101F041068IB111230 RTE 10A PORTION REHAB 308,243.07 3,341.74 282,673.60 22,227.73

User ID : DPWPIERA
 To date : 9/2014
 Account : 5101F**10
 Dept/Division :
 Exclude Object Codes:

Account Number	Account Name	YTD Allotment	YTD Expenditures	O/S Encumbrance	Available Funds	Unallotted Balance
IB111 PROGRAM TOTALS						
		Count: 1	3,341.74	282,673.60	22,227.73	
5101F041068IB112230	RTE 5 & RTE 12 PORTION RECON					
501,989.69					501,989.69	
IB112 PROGRAM TOTALS						
		Count: 1				
501,989.69					501,989.69	
IB116 PROGRAM TOTALS						
		Count: 1	68,640.26	75,415.13	50,000.00	
5101F041068IB116230	RTE 14B RECON/WIDEN DESIGN					
194,055.39					50,000.00	
IB167 PROGRAM TOTALS						
		Count: 2	1,159,409.31		1,159,409.31	
5101F041068IB167450	ISWIDE HWY HAZARD ELIM					
1,159,409.31					1,159,409.31	
DIVISION TOTALS						
68		Count: 5	71,982.00	358,088.73	1,733,626.73	
2,163,697.46						
PROGRAM TOTALS						
PA109		Count: 7	13,319.28	9,858.83	309,646.57	
332,824.68						

User ID : DPWPIERA
 To date : 9/2014
 Account : 5101F**10
 Dept/Division :
 Exclude Object Codes:

Account Number	Account Name	YTD Allotment	YTD Expenditures	O/S Encumbrance	Available Funds	Unallotted Balance
98	DIVISION TOTALS	Count: 332,824.68	13,319.28	9,858.83	309,646.57	
10	DEPARTMENT TOTALS	Count: 2,496,522.14	85,301.28	367,947.56	2,043,273.30	
F04	APTR+RT TOTALS	Count: 2,496,522.14	12 85,301.28	367,947.56	2,043,273.30	
5101F0510681B101230	RTE8/10/16 TRAFFIC INSTALP PRJ	501,281.78	481,281.78		20,000.00	
IB101	PROGRAM TOTALS	Count: 501,281.78	481,281.78		20,000.00	
5101F0510681B103230	RTE27 FINEGAYAN RECONS RT 1-16	1,972,044.58	99,784.30	122,260.28	1,750,000.00	
IB103	PROGRAM TOTALS	Count: 1,972,044.58	99,784.30	122,260.28	1,750,000.00	
5101F0510681B104230	RTE29 RECONS&WIDENING RTE 1-15	350,267.10		230,267.10	120,000.00	
IB104	PROGRAM TOTALS	Count: 350,267.10		230,267.10	120,000.00	
5101F0510681B105230	TRAFFIC SIG SYS UPGRADE ISWIDE	236,296.31		183,296.31	53,000.00	
IB105	PROGRAM TOTALS	Count: 236,296.31		183,296.31	53,000.00	
5101F0510681B110230	MACHECHE RECON/WIDENING	427,500.00		147,500.00	280,000.00	
IB110	PROGRAM TOTALS	Count: 427,500.00		147,500.00	280,000.00	

5101F0510681B118363 COMPLETION TRAFFIC MGMT CENTER 666.73

User ID : DMPPIERA
 To date : 9/2014
 Account : 5101F**10
 Dept/Division :

Account Number	Account Name	YTD Allotment	YTD Expenditures	O/S Encumbrance	Available Funds	Unallotted Balance
<u>Total Appropriation</u>						
IB118 PROGRAM TOTALS		Count: 1				
				666.73		

5101F0510681B121220	HIGHWAY PLANNING TECH TRANSFER					
5101F0510681B121230	HIGHWAY PLANNING TECH TRANSFER		28,703.91		101.51	
5101F0510681B121250	HIGHWAY PLANNING TECH TRANSFER		417.00		417.00	
5101F0510681B121363	HIGHWAY PLANNING TECH TRANSFER		10,922.04	10,917.48	4.56	
5101F0510681B121450	HIGHWAY PLANNING TECH TRANSFER					

IB121 PROGRAM TOTALS		Count: 5			39,519.88	523.07

5101F0510681B122111	PROGRAM ADMIN AND OPERATIONS		313,198.34		117,399.66	
5101F0510681B122112	PROGRAM ADMIN AND OPERATIONS		41.92		41.92-	
5101F0510681B122113	PROGRAM ADMIN AND OPERATIONS		123,179.84		54,017.16	
5101F0510681B122220	PROGRAM ADMIN AND OPERATIONS		6,641.58		26,464.02	
5101F0510681B122230	PROGRAM ADMIN AND OPERATIONS		10,552.91	34,630.10	12,848.39	
5101F0510681B122231	PROGRAM ADMIN AND OPERATIONS					
5101F0510681B122240	PROGRAM ADMIN AND OPERATIONS		1,553.61	17,076.39	1,370.00	
5101F0510681B122250	PROGRAM ADMIN AND OPERATIONS		20,209.28	15,098.52	5,110.76	
5101F0510681B122280	PROGRAM ADMIN AND OPERATIONS		4,482.54	4,482.54		
5101F0510681B122363	PROGRAM ADMIN AND OPERATIONS		32,830.63	3,215.67	26,900.18	
5101F0510681B122450	PROGRAM ADMIN AND OPERATIONS		260,000.00		260,000.00	

IB122 PROGRAM TOTALS		Count: 11			74,503.22	504,068.25

5101F0510681B123230	PIGUA BRIDGE REPLACEMENT		47,300.00	82,360.02	69,254.02	
198,914.04						

Run Date : 10/28/14
Run Time : 15:56:54

STATEMENT OF APPROPRIATIONS, ALLOTMENT, OUTSTANDING ENCUMBRANCE AND EXPENDITURES

Page : 7
Program : PRTAPPN

User ID : DPWPIERA
To date : 9/2014
Account : 5101F**10
Dept/Division :

Exclude Object Codes :

Account Number	Account Name	YTD Allotment	YTD Expenditures	O/S Encumbrance	Available Funds	Unallotted Balance
IB123 PROGRAM TOTALS						
198,914.04		1	47,300.00	82,360.02	69,254.02	
5101F051068IB124230 BILE BRIDGE REPLACEMENT						
178,473.00			990.00		177,483.00	
IB124 PROGRAM TOTALS						
178,473.00		1	990.00		177,483.00	
68 DIVISION TOTALS						
4,941,940.94		24	1,087,239.06	880,373.54	2,974,328.34	
10 DEPARTMENT TOTALS						
4,941,940.94		24	1,087,239.06	880,373.54	2,974,328.34	
F05 APTYP+FY TOTALS						
4,941,940.94		24	1,087,239.06	880,373.54	2,974,328.34	
5101F061000IB113230 FY06 COMPAC NEW SOLID WASTE LF						
62,038.79					62,038.79	
IB113 PROGRAM TOTALS						
62,038.79		1		62,038.79		
00 DIVISION TOTALS						
62,038.79		1		62,038.79		
5101F061068IB106230 ISLANDWIDE PROG MGMT SERVICES						
3,148,631.69			397,971.39	2,006,228.29	744,432.01	
5101F061068IB106450 ISLANDWIDE PROG MGMT SERVICES						
3,148,631.69		2	397,971.39	2,006,228.29	744,432.01	
IB106 PROGRAM TOTALS						
3,148,631.69		2	397,971.39	2,006,228.29	744,432.01	
5101F061068IB110230 FIGUA/BILE BRIDGE REPLACEMENT						
885.10				885.10		
5101F061068IB110240 FIGUA/BILE BRIDGE REPLACEMENT						
4,486.82				4,486.82		
IB110 PROGRAM TOTALS						
5,371.92		2		5,371.92		

5101F061068IB112230 SAFETY IMPROVE PROJ ZONE SIGNS

User ID : DPMPERA
 To date : 9/2014
 Account : 5101F**10
 Dept/Division :
 Exclude Object Codes:

Account Number	Account Name	YTD Allotment	YTD Expenditures	O/S Encumbrance	Available Funds	Unalloted Balance
Tot Appropriation						
5101F0610681B112450	SAFETY IMPROVE PROJ ZONE SIGNS	17,680.00	17,680.00			

IB112 PROGRAM TOTALS		Count: 2	17,680.00			

68 DIVISION TOTALS		Count: 6	415,651.39	2,011,600.21	744,432.01	
3,171,683.61						

10 DEPARTMENT TOTALS:		Count: 7	415,651.39	2,073,639.00	744,432.01	
3,233,722.40						

F06 APTTY-PY TOTALS:		Count: 7	415,651.39	2,073,639.00	744,432.01	
3,233,722.40						

5101F0710001B113230	DOI CIP PROJ NEW MSWLF SUPPL	130,535.55				
130,535.55						

IB113 PROGRAM TOTALS		Count: 1		130,535.55		
130,535.55						

00 DIVISION TOTALS		Count: 1		130,535.55		
130,535.55						

10 DEPARTMENT TOTALS:		Count: 1		130,535.55		
130,535.55						

F07 APTTY-PY TOTALS:		Count: 1		130,535.55		
130,535.55						

5101F0810681B104230	RT 4 YLIG BRIDGE TEMP REPAIR	11,927.45				
11,927.45						

IB104 PROGRAM TOTALS		Count: 1			11,927.45	
11,927.45						

5101F0810681B105230	RT4 YLIG BRIDGE YONA STEEL PLT	20,000.00				
20,000.00						

IB105 PROGRAM TOTALS		Count: 1			20,000.00	
20,000.00						

5101F0810681B108450	RTE 1 SKATE PRK PED BARR SIGNT	100,169.28				
100,169.28						

Run Date : 10/28/14
Run Time : 15:56:54

STATEMENT OF APPROPRIATIONS, ALLOTMENT, OUTSTANDING ENCUMBRANCE AND EXPENDITURES

User ID : DWPTRERA
To date : 9/2014
Account : 5101F**10
Dept/Division :

Exclude Object Codes :

Account Number	Account Name	YTD Allotment	YTD Expenditures	O/S Encumbrance	Available Funds	Unallotted Balance
IB108 PROGRAM TOTALS						
		Count: 1			100,169.28	
	100,169.28					
68 DIVISION TOTALS						
		Count: 3			132,096.73	
	132,096.73					
10 DEPARTMENT TOTALS						
		Count: 3			132,096.73	
	132,096.73					
F08 APTT+FY TOTALS						
		Count: 3			132,096.73	
	132,096.73					
5101F091068AR112230 ARRA-MASSO RIVER BDGE EMBRKMT						
ARI12 PROGRAM TOTALS						
		Count: 1				
5101F091068AR113230 ARRA RT2 CUVERTS & CETTI BAY						
		Count: 1				.20
	.20					
ARI13 PROGRAM TOTALS						
		Count: 1				.20
	.20					
5101F091068AR114230 ARRA RTE17 RESURF & WIDENING						
		Count: 1			226,211.29	
	226,211.29					
ARI14 PROGRAM TOTALS						
		Count: 1			226,211.29	
	226,211.29					
5101F091068AR116230 ARRA RT 4 PAGOBY TALAFORO BAY						
ARI16 PROGRAM TOTALS						
		Count: 1				
5101F091068AR15230 ARRA-RTE 25 RECNSTR & WIDENING						
ARI15 PROGRAM TOTALS						
		Count: 1				

5101F091068IB103111 RTE 4 RESURFACING TO RTE 10

User ID : DPWIERA
 To date : 9/2014
 Account : 5101F**10
 Dept/Division :

Account Number Account Name YTD Allotment YTD Expenditures O/S Encumbrance Available Funds Unallotted Balance
 Tot Appropriation
 5101F0910681B103112 RTE 4 RESURFACING TO RTE 10

5101F0910681B103113 RTE 4 RESURFACING TO RTE 10
 5101F0910681B103230 RTE 4 RESURFACING TO RTE 10
 5101F0910681B103450 RTE 4 RESURFACING TO RTE 10
 974,968.08 974,968.08 607,653.59 167,314.49 200,000.00
 974,968.08

IB103 PROGRAM TOTALS Count: 5 607,653.59 167,314.49 200,000.00

5101F0910681B104111 LEGAL SERVICES-DIRECT COST HWY
 329,362.44 329,362.44
 5101F0910681B104113 LEGAL SERVICES-DIRECT COST HWY
 85,210.88 85,210.88
 5101F0910681B104220 LEGAL SERVICES-DIRECT COST HWY
 5,570.00 5,570.00
 5101F0910681B104230 LEGAL SERVICES-DIRECT COST HWY
 784.00 784.00
 5101F0910681B104240 LEGAL SERVICES-DIRECT COST HWY

IB104 PROGRAM TOTALS Count: 5 784.00 420,143.32

5101F0910681B105230 RT4 YLIG BRIDGE PHSE 1 REPLAC
 2,867,474.92 2,867,474.92 737,417.52 1,873,085.95 256,971.45

IB105 PROGRAM TOTALS Count: 1 737,417.52 1,873,085.95 256,971.45

5101F0910681B106230 NORTH GUAM SIGNALIZATION PROJ
 94,003.02 94,003.02
 5101F0910681B106450 NORTH GUAM SIGNALIZATION PROJ

IB106 PROGRAM TOTALS Count: 2 94,003.02

5101F0910681B107230 RT.16,GMP GNG INTERSECTION
 62,283.43 62,283.43

IB107 PROGRAM TOTALS Count: 1 62,283.43

5101F0910681B108230 TRAFFIC SGNL: GPS CLOCKS/LOOPS
 1,020.00 1,020.00

User ID. . . . : DWPPIERA
 To date. . . . : 9/2014
 Account. . . . : 5101F**10
 Dept/Division :

Exclude Object Codes:

Account Number	Account Name	YTD Allotment	YTD Expenditures	O/S Encumbrance	Available Funds	Unallotted Balance
IB108 PROGRAM TOTALS						
		Count: 1				1,020.00

5101F0910681B109230	RT 11 SHORE PROTECTION CABRAS					
		Count: 134,047.63	131,047.63	3,000.00		
IB109 PROGRAM TOTALS						
		Count: 134,047.63	131,047.63	3,000.00		

5101F0910681B110230	ROUTE 2 TEMP TRAFFIC CONTROL					
		Count: 36,000.00	36,000.00			
IB110 PROGRAM TOTALS						
		Count: 36,000.00				36,000.00

5101F0910681B111230	RT 15 RESTORATION					
		Count: 450,884.81	450,884.81			
IB111 PROGRAM TOTALS						
		Count: 450,884.81				450,884.81

5101F0910681B112230	MASSO RIVER BRDGE EMBKMT RESTR					
IB112 PROGRAM TOTALS						
		Count: 1				189,872.84

5101F0910681B113230	RECONSTR/REHAB RTE 2 CULVERTS					
		Count: 189,872.84	189,872.84			
IB113 PROGRAM TOTALS						
		Count: 189,872.84				189,872.84

5101F0910681B114230	RTE17 RESURFACING & WIDENING					
		Count: 1,440,747.09	454,985.60	810,320.92		175,440.57
IB114 PROGRAM TOTALS						
		Count: 1,440,747.09	454,985.60	810,320.92		175,440.57

5101F0910681B116230	ROUTE 4 PAGO BAY-TALIOFOFO BAY					
		Count: 436,499.50	328,215.98			108,283.52

User ID : DPPIERA
 To date : 9/2014
 Account : 5101F**10
 Dept/Division :

Account Number	Account Name	YTD Allocation	YTD Expenditures	O/S Encumbrance	Available Funds	Unallotted Balance
IB116 PROGRAM TOTALS						
436,499.50		Count: 1	328,215.98		108,283.52	
5101F091068IB117230 RT.14 RESURFACING (RTI-ARCHBIS)						
IB117 PROGRAM TOTALS						
		Count: 1				

5101F091068IB118230 TECH SUP.SER. CONST.MNGMNT INS						
IB118 PROGRAM TOTALS						
235,313.30		Count: 1	235,313.30			
5101F091068IB119230 TECH SUP.SER. ROADWAY & BRIDGE						
IB119 PROGRAM TOTALS						
468,384.29		Count: 1	80,301.09	388,083.20		
5101F091068IB12230 GUAM TRANSP TRAINING PRG(ARRA)						
IB122 PROGRAM TOTALS						
191,439.13		Count: 1	191,439.13			

5101F101000IB11290 COMP IMP-SCHOOL LEASEBACK PROJ						
IB111 PROGRAM TOTALS						
		Count: 1				
00 DIVISION TOTALS						
		Count: 1				
5101F101068AR002230 GTP - PAC ISLD TRNG CTR (ARRA)						
AR002 PROGRAM TOTALS						
191,439.13		Count: 1	191,439.13			
5101F101068AR112230 GUAM TRANSP TRAINING PRG(ARRA)						
AR112 PROGRAM TOTALS						
191,439.13		Count: 1	191,439.13			

5101F101068AR002230 GTP - PAC ISLD TRNG CTR (ARRA)						
AR002 PROGRAM TOTALS						
191,439.13		Count: 1	191,439.13			
5101F101068AR112230 GUAM TRANSP TRAINING PRG(ARRA)						
AR112 PROGRAM TOTALS						
191,439.13		Count: 1	191,439.13			

Handwritten notes:
 71
 8
 11

User ID : DPWPIERA
 To date : 9/2014
 Account : 5101F**10
 Dept/Division :

Account Number	Account Name	YTD Allotment	YTD Expenditures	O/S Encumbrance	Available Funds	Unallotted Balance

AR112 PROGRAM TOTALS		Count: 1				
				.20		

5101F1010681B001230	TALEYFAK SPANISH BRDGE RESTORE	22,334.59	15,184.09		7,150.50	
		Count: 1				
IB001 PROGRAM TOTALS		22,334.59	15,184.09		7,150.50	

5101F1010681B102230	TECH SUPPRT GEOTECH ENGINEERING					
IB102 PROGRAM TOTALS		Count: 1				

5101F1010681B103230	TECH SUPPORT QUALITY ASSURANCE	536,590.30	280,796.47	223,027.14	32,766.69	
		Count: 1				
IB103 PROGRAM TOTALS		536,590.30	280,796.47	223,027.14	32,766.69	

5101F1010681B104230	ARCHAEOLOGICAL SUPPORT-PROF SVC	2,348,412.72	304,631.81	673,645.09	1,370,135.82	
		Count: 1				
IB104 PROGRAM TOTALS		2,348,412.72	304,631.81	673,645.09	1,370,135.82	

5101F1010681B105230	RT 7A PAVEMENT REHAB & SAFETY	130,543.57			130,543.57	
		Count: 1				
IB105 PROGRAM TOTALS		130,543.57			130,543.57	

5101F1010681B106230	ISLANDWDE PROF CONSTRUCTN MGMT	3,026,077.01	1,122,500.87	486,656.23	1,416,919.91	
		Count: 1				
IB106 PROGRAM TOTALS		3,026,077.01	1,122,500.87	486,656.23	1,416,919.91	

68 DIVISION TOTALS		Count: 8	1,914,552.37	1,383,328.66	2,957,516.49	
			6,255,397.52			

User ID : DPWPIERA
 To date : 9/2014
 Account : 5101F**10
 Dept/Division :

Exclude Object Codes:

Account Number	Account Name	YTD Allotment	YTD Expenditures	O/S Encumbrance	Available Funds	Unallotted Balance
10 DEPARTMENT TOTALS:						
6,255,397.52	Count:	9	1,914,552.37	1,383,328.66	2,957,516.49	
P10 APTYP+FY TOTALS:						
6,255,397.52	Count:	9	1,914,552.37	1,383,328.66	2,957,516.49	

5101F11068DR102230 RT 3 FROM RT 28 CHALAN KARETA		2,057,100.37		2,057,100.37		
DR102 PROGRAM TOTALS						
2,057,100.37	Count:	1			2,057,100.37	

5101F11068DR103230 PROF ENGINEERING SERV RT1 & 3		8,047,710.00	380,375.05	131,102.95	7,536,232.00	
DR103 PROGRAM TOTALS						
8,047,710.00	Count:	1	380,375.05	131,102.95	7,536,232.00	

5101F11068DR104230 RTE11, RTE01 TO PAG/TRUCK ENFRG		352,753.58	92,637.53	98,521.51	161,594.54	
DR108 PROGRAM TOTALS						
352,753.58	Count:	1	92,637.53	98,521.51	161,594.54	

5101F11068DR120230 RT 1, RT 8 /RT1 AGANA BRIDGE		4,164,960.73	830,443.56	3,334,516.18	.99	
DR120 PROGRAM TOTALS						
4,164,960.73	Count:	1	830,443.56	3,334,516.18	.99	

5101F11068IB10A230 RIGHT OF WAY ACQUIS & RELOCATN		100,000.00	10,718.65	89,281.35		
IB10A PROGRAM TOTALS						
100,000.00	Count:	1	10,718.65	89,281.35		

5101F11068IB101230 RTE 4 TALOF/TOGCHA BRDGE REHAB		154,049.43	154,048.78		.65	
IB101 PROGRAM TOTALS						
154,049.43	Count:	1	154,048.78		.65	

5101F11068IB104230 APPRAISAL SERVICES (IDIO)		93,000.00	5,000.00	88,000.00		

Am

User ID : DPPIERA
 To date : 9/2014
 Account : 5101F**10
 Dept/Division :
 Exclude Object Codes:

Account Number	Account Name	YTD Allotment	YTD Expenditures	O/S Encumbrance	Available Funds	Unallotted Balance
Tot Appropriation						
IB104 PROGRAM TOTALS		93,000.00	5,000.00	88,000.00		

5101F111068IB105230	PROF ENGINEERING SERV BRIDGE					
				136,865.50		
					136,865.50	
IB105 PROGRAM TOTALS		136,865.50	1	136,865.50		

5101F111068IB107230	ALPACHO BRIDGE REPLACEMENT PROJ					
				146,233.62		
					146,233.62	
IB107 PROGRAM TOTALS		146,233.62	1	146,233.62		

5101F111068IB109230	RT 11, RT 1 TP PUG TRUCK ENF					
				12,500.00		
					12,500.00	
IB109 PROGRAM TOTALS		107,028.23	1	12,500.00	94,528.23	

5101F111068IB121230	RT 1, RT 8 /RT1 AGANA BRIDGE					
				349,356.16		
					349,356.16	
IB121 PROGRAM TOTALS		3,962,736.15	1	349,356.16	16,796.19	

68	DIVISION TOTALS	Count:	11			
				1,822,579.73		
					9,630,705.28	
10	DEPARTMENT TOTALS:	Count:	11	1,822,579.73	9,630,705.28	7,809,152.60

F11	APTP+FY TOTALS:	Count:	11			
				1,822,579.73		
					9,630,705.28	
					7,809,152.60	

5101F121068IB101230	TIYAN PARKWAY PHASE I					
				4,608,901.81		
					6,696,406.52	
IB101 PROGRAM TOTALS		Count:	1	4,608,901.81	6,696,406.52	

5101F121068IB102230	REPL BETRO DISTR PIPNG AND APP					
				1,538,819.00		
					925,223.22	

2,464,042.22 2,464,042.22

User ID : DPWPIERA
 To date : 9/2014
 Account : 5101F**10
 Dept/Division :
 Exclude Object Codes:

Account Number	Account Name	YTD Allotment	YTD Expenditures	O/S Encumbrance	Available Funds	Unallotted Balance
TOT APPROPRIATION						
IB102 PROGRAM TOTALS		Count: 1	2,464,042.22	1,538,819.00	925,223.22	

5101F121068IB103230	ROUTE 33 (PLANNING STUDY)					

IB103 PROGRAM TOTALS	Count: 1					

5101F121068IB104230	JINAPSON BEACH RD (TO TARAGUE)					
1,528,803.42		Count: 1	773,111.09	195,692.33	560,000.00	

IB104 PROGRAM TOTALS	Count: 1		773,111.09	195,692.33	560,000.00	

5101F121068IB105230	TECH SUPP-PROF CONSTR MGMT SVC					
5,790,061.78		Count: 1	745,923.82	3,542,937.96	1,501,200.00	

IB105 PROGRAM TOTALS	Count: 1		745,923.82	3,542,937.96	1,501,200.00	

5101F121068IB106230	APPR REVIEW SVC ISLD CNSLT SVC					
200,000.00		Count: 1	15,720.00	134,280.00	50,000.00	

IB106 PROGRAM TOTALS	Count: 1		15,720.00	134,280.00	50,000.00	

5101F121068IB107230 AMER WITH DISAB ACT COMPLIANCE

IB107 PROGRAM TOTALS	Count: 1					

5101F121068IB108230	GU TRANSPORTATION TRAINING PRG					
197,463.74		Count: 1	3,248.22	190,026.52	4,189.00	

IB108 PROGRAM TOTALS	Count: 1		3,248.22	190,026.52	4,189.00	

5101F121068IB109230 RTE 4 STRM WTR DRAIN TO RTE 10

User ID : DPPIERA
 To date : 9/2014
 Account : 5101F**10
 Dept/Division :

Account Number	Account Name	YTD Allotment	YTD Expenditures	O/S Encumbrance	Available Funds	Unallotted Balance
----------------	--------------	---------------	------------------	-----------------	-----------------	--------------------

5101F1210681B110230 RTE 4 DRAINAGE-MANELL CHANNEL

IB110 PROGRAM TOTALS Count: 1

5101F1210681B11230 TECH SUPP SVCS ISLWDE ENG SVCS
 1,200,000.00 1,200,000.00 335,023.74 761,976.26 103,000.00
 1.00 1.00

IB111 PROGRAM TOTALS Count: 1
 1,200,000.00 1,200,000.00 335,023.74 761,976.26 103,000.00

5101F1210681B112230 RTE 1 BRIDGE REHAB-ASAN/AGUADA
 1,200,000.00 1,200,000.00 335,023.74 761,976.26 103,000.00
 1.00 1.00

IB112 PROGRAM TOTALS Count: 1
 1,200,000.00 1,200,000.00 335,023.74 761,976.26 103,000.00

68 DIVISION TOTALS Count: 12
 22,685,680.49 22,685,680.49 6,481,928.68 13,060,138.59 3,143,613.22

10 DEPARTMENT TOTALS: Count: 12
 22,685,680.49 22,685,680.49 6,481,928.68 13,060,138.59 3,143,613.22

F12 APTTP+FY TOTALS: Count: 12
 22,685,680.49 22,685,680.49 6,481,928.68 13,060,138.59 3,143,613.22

5101F1310001B111290 COMP IMP-SCHOOL LEASEBACK PROJ

IB111 PROGRAM TOTALS Count: 1

00 DIVISION TOTALS Count: 1

5101F1310681B101230 RT17 REHABILITATION & WIDENING
 2,759,185.50 2,759,185.50 106,890.05 2,449,109.95 203,185.50

IB101 PROGRAM TOTALS Count: 1
 2,759,185.50 2,759,185.50 106,890.05 2,449,109.95 203,185.50

5101F1310681B102230 NAT'L SUMMER TRANSPORTATION
 6,941.60 6,941.60

User ID : DPWPERA
 To date : 9/2014
 Account : 5101F**10
 Dept/Division :

Account Number Account Name YTD Allotment YTD Expenditures O/S Encumbrance Available Funds Unallotted Balance
 Tot Appropriation

IB102 PROGRAM TOTALS Count: 1 6,941.60

5101F131068IB103230 ROUTE 4 TOGCHA RIVER TO IPAN
 837,674.65 837,674.65 255,901.24 580,639.44 1,133.97

IB103 PROGRAM TOTALS Count: 1 837,674.65 255,901.24 580,639.44 1,133.97

5101F131068IB104230 DISADVANTAGE BUSINESS ENT SUPP
 IB104 PROGRAM TOTALS Count: 1

5101F131068IB105230 RT 26/25 INTERSECTION IMPROV
 2,462,000.00 2,462,000.00 37,800.00 2,424,200.00

IB105 PROGRAM TOTALS Count: 1 2,462,000.00 37,800.00 2,424,200.00

5101F131068IB106230 ISLANDWIDE PROGRAM MANAGEMENT
 13,450,132.59 13,450,132.59 4,976,790.36 2,577,209.41 5,896,132.82

IB106 PROGRAM TOTALS Count: 1 13,450,132.59 4,976,790.36 2,577,209.41 5,896,132.82

68 DIVISION TOTALS Count: 6 19,515,934.34 5,377,381.65 8,031,158.80 6,107,393.89

10 DEPARTMENT TOTALS: Count: 7 19,515,934.34 5,377,381.65 8,031,158.80 6,107,393.89

F13 APTTP+FY TOTALS: Count: 7 19,515,934.34 5,377,381.65 8,031,158.80 6,107,393.89

5101F141000IB111290 DOI GRANT SCHOOL LEASEBACK PRJ
 7,100,000.00 7,100,000.00

IB111 PROGRAM TOTALS Count: 1 7,100,000.00

00 DIVISION TOTALS Count: 1 7,100,000.00

5101F141068DP101230 ISLANDWIDE PROG MANAGEMENT SER
 1,415,017.39 1,415,017.39 559,837.60 31,493.42 823,686.37

User ID . . . : DPWPIERA
 To date . . . : 9/2014
 Account . . . : 5101F**10
 Dept/Division :

Exclude Object Codes:

Account Number	Account Name	YTD Allotment	YTD Expenditures	O/S Encumbrance	Available Funds	Unallotted Balance
TOE Appropriation						
DP101 PROGRAM TOTALS		Count: 1	559,837.60	31,493.42	823,686.37	
1,415,017.39						
5101F141068DR109230 ISLANDWIDE PROG MGMT SERVICES						
850,714.27			99,215.70	226,078.35	525,420.22	
DR109 PROGRAM TOTALS						
Count: 1		850,714.27	99,215.70	226,078.35	525,420.22	
850,714.27						
5101F141068DR111230 TECH SUPPORT SERVICE ISLANDWID						
62,677.20			62,677.20		62,677.20	
DR111 PROGRAM TOTALS						
Count: 1		62,677.20			62,677.20	
62,677.20						
5101F141068IB105230 BILE/PIGUA BRIDGE RESPLACEMENT						
3,665,559.00				3,665,559.00		
IB105 PROGRAM TOTALS						
Count: 1		3,665,559.00		3,665,559.00		
3,665,559.00						
5101F141068IB112230 NATL SUMMER TRANSP INST PROG						
20,124.00				20,124.00		
IB112 PROGRAM TOTALS						
Count: 1		20,124.00		20,124.00		
20,124.00						
5101F141068LY102230 ISLANDWIDE PROG MGMT SVCS						
145,117.87			71,966.32	57,828.68	15,322.87	
LY102 PROGRAM TOTALS						
Count: 1		145,117.87	71,966.32	57,828.68	15,322.87	
145,117.87						
68 DIVISION TOTALS						
Count: 6		6,159,209.73	731,019.62	4,001,083.45	1,427,106.66	
6,159,209.73						
10 DEPARTMENT TOTALS						
Count: 7		13,259,209.73	7,831,019.62	4,001,083.45	1,427,106.66	
13,259,209.73						
F14 APTTP+FY TOTALS						
Count: 7		13,259,209.73	7,831,019.62	4,001,083.45	1,427,106.66	
13,259,209.73						

5101F151068IB122111 PROGRAM ADMINISTR & OPERATIONS

User ID : DPWPIERA
 To date : 9/2014
 Account : 5101F**10
 Dept/Division : Exclude Object Codes:

Account Number	Account Name	YTD Allotment	YTD Expenditures	O/S Encumbrance	Available Funds	Unallotted Balance
5101F151068IB122213	PROGRAM ADMINISTR & OPERATIONS					
5101F151068IB122220	PROGRAM ADMINISTR & OPERATIONS					
5101F151068IB122230	PROGRAM ADMINISTR & OPERATIONS					
5101F151068IB122240	PROGRAM ADMINISTR & OPERATIONS					
5101F151068IB122250	PROGRAM ADMINISTR & OPERATIONS					
5101F151068IB122363	PROGRAM ADMINISTR & OPERATIONS					
5101F151068IB122450	PROGRAM ADMINISTR & OPERATIONS					

 IB122 PROGRAM TOTALS Count: 8

 68 DIVISION TOTALS Count: 8

 10 DEPARTMENT TOTALS: Count: 8

 F15 APTFP+FY TOTALS: Count: 8

5101F961098PA108230 HIGHWAY PLANNING TRAINING 824.56 824.56
 824.56 824.56
 5101F961098PA108363 0677.1996.201.F.1098.6101.000 489.51 489.51
 489.51 489.51

PA106 PROGRAM TOTALS Count: 2 1,314.07

 98 DIVISION TOTALS Count: 2 1,314.07

 10 DEPARTMENT TOTALS: Count: 2 1,314.07

 F96 APTFP+FY TOTALS: Count: 2 1,314.07
 1,314.07 1,314.07

5101F981010IB101450 TUMON PRECINCT FACILITY 100.00 100.00
 100.00 100.00

 IB101 PROGRAM TOTALS Count: 1 100.00
 100.00 100.00

 10 DIVISION TOTALS Count: 1 100.00
 100.00 100.00

10	DEPARTMENT TOTALS:	Count:	1	100.00
	100.00			100.00
F98	APYR+FY TOTALS:	Count:	1	100.00
	100.00			100.00
101	FUND TOTALS:	Count:	164	
	114,210,681.59		29,504,719.35	53,866,581.27
	114,210,681.59		29,504,719.35	53,866,581.27
				30,838,360.97
				1,020.00
				30,838,360.97
				1,020.00

83,971,300.42

30,839,380.97

DPW/YD/M 10/14/14
 Position to Account
 WRRKAPPN 11-19:46

Appropriation Accounts
 To date is for 09/2014
 5101H1210101B203

Appropriation account number : 5101H1210101B203230 DPW DOORS/WINDOWS REPLACE
 Obligation end date. : 7 30 2015
 FY 2014
 Original Appropriation : 180,000.00
 Budget Adjustments :
 Total Appropriation : 180,000.00

	Current Period	Year To Date
Allotments		180,000.00
Expenditures	20,469.95	20,469.95
Outstanding Encumbrances		159,530.05
Funds Available		
Unallotted Balance		
Funds in Reserve		

You have reached the bottom of the list. WRRKAPPN

Appn acct no.	5101H1210101B203230	DPW DOORS/WINDOWS REPLACEMENT
	FY 2014	FY 2015
Original appn	180,000.00	159,530.05
Adjustments		
Transfers		
Total appn.	180,000.00	159,530.05
YrEnd Rollover (01) October	159,530.05	Appn w/rollover
(02) November	180,000.00	W/AllotRollover
(03) December		
(04) January		
(05) February		
(06) March		
(07) April		
(08) May		
(09) June		
(10) July		
(11) August		
(12) September		
YTD allotments.	180,000.00	159,530.05
Unreleased.		
Reserve		

* (Excludes X/Z)

**Office of Finance and Budget
DEPARTMENTAL FEDERAL FUNDING ABSTRACT
(Note: This form has a continuation page)**

Department/Agency: Department of Public Works
Division/Program: Division of Highways
AS400 Account Number: 5101H111060S1101
Original Grant Award: \$245,000

Department/Agency Head Certification
Certified as to the accuracy of information contained herein:

CARL V. DOMINGUEZ
Signature: *[Signature]*
Date: *10/28/14*

Grant Title	CFDA Number	Grant Award No.	FY 2012 Federal Grant Award Received	Grant Period	Indirect Cost Applied for/Amount Rec'd.	FY 2012 Expenditures/ Encumbrances 1/	FY 2012 Actual Federal Reimbursement	No. of FTE's Funded by Grant	Fiscal Year 2012				Fiscal Year 2013			
									Grant Award No.	FY 2013 Federal Grant Award Received	Grant Period	Indirect Cost Applied for/Amount Rec'd.	FY 2013 Expenditures/ Encumbrances 2/	FY 2013 Actual Federal Reimbursement	No. of FTE's Funded by Grant	
US HUD GRANT-DPW Sidewalk & Street Improvements	14.251	B08SPGU0212	\$ -	11/24/10 to 09/30/15	-	\$ 31,459.86	\$ -	0	B08SPGU0212	\$ -	11/24/10 to 09/30/15	-	\$ 61,687.80	\$ -	0	
Total			\$ -		\$ -	\$ 31,459.86	\$ -	-		\$ 0		\$ -	\$ 61,687.80	\$ -	0	

1/ If a grant is a continuing grant from previous fiscal years, indicate only in this column, the expenditures/encumbrances which occurred in FY 2012 (10/01/11 to 09/30/12).
2/ If a grant is a continuing grant from previous fiscal years, indicate only in this column, the expenditures/encumbrances which occurred in FY 2013 (10/01/12 to 09/30/13).
3/ If a grant is a continuing grant from previous fiscal years, indicate only in this column, the expenditures/encumbrances which occurred in FY 2014 (10/01/13 to 09/30/14).

**Office of Finance and Budget
DEPARTMENTAL FEDERAL FUNDING ABSTRACT
(Continued from page 1)**

Division/Program: **Division of Highways**
AS400 Account Number: **5101H11060S1101**

As of September 30, 2014										FY 2015 Federal Award Request				
Fiscal Year 2014														
Grant Title	CFDA Number	Grant Award No.	FY 2014 Federal Grant Award Received	Grant Period	Indirect Cost Applied for/Amount Rec'd.	FY2014 Expenditures/Encumbrances 3/	FY 2014 Actual Federal Reimbursement	No. of FTE's Funded	FY 2015 Federal Award Request	Grant Award No.	Grant Period	Indirect Cost Applied for/Amount Rec'd.	No. of FTE's to be Funded by Grant	
US HUD GRANT-DPW Sidewalk & Street Improvements	14.251	B08SPGU0212	\$ -	11/24/10 to 09/30/15	-	\$ 27,696.35	\$ 85,361.00	0	\$ -	\$ -	\$ -	\$ -	0	
			\$ -		\$ -	\$ 27,696.35	\$ 85,361.00	0	\$ -	\$ -	\$ -	\$ -	0	

1/ If a grant is a continuing grant from previous fiscal years, indicate only in this column, the expenditures/encumbrances which occurred in FY 2012 (10/01/11 to 09/30/12).
2/ If a grant is a continuing grant from previous fiscal years, indicate only in this column, the expenditures/encumbrances which occurred in FY 2013 (10/01/12 to 09/30/13).
3/ If a grant is a continuing grant from previous fiscal years, indicate only in this column, the expenditures/encumbrances which occurred in FY 2014 (10/01/13 to 09/30/14).

Run Date : 10/13/14
Run Time : 15:11:53

STATEMENT OF APPROPRIATIONS, ALLOTMENT, OUTSTANDING ENCUMBRANCE AND EXPENDITURES

Page : 1
Program : PRTAPPN

User ID : DPWDUENB
To date : 9/2012
Account : 5101H11060S1101
Dept/Division :

Exclude Object Codes:

Account Number	Account Name	YTD Allotment	YTD Expenditures	O/S Encumbrance	Available Funds	Unallotted Balance
Tot Appropriation						
5101H11060S110111	DPW SIDEWALK & ST IMPROVEMENTS	12,400.00	12,400.00		12,400.00	
5101H11060S110112	DPW SIDEWALK & ST IMPROVEMENTS	47,770.00	15,923.76		31,846.24	
5101H11060S110113	DPW SIDEWALK & ST IMPROVEMENTS	14,212.00	4,536.64		9,675.36	
5101H11060S1101230	DPW SIDEWALK & ST IMPROVEMENTS	110,418.00			110,418.00	
5101H11060S1101240	DPW SIDEWALK & ST IMPROVEMENTS	8,000.00	1,630.50	911.72	5,457.78	
5101H11060S1101250	DPW SIDEWALK & ST IMPROVEMENTS	12,200.00	1,586.25	6,870.99	3,742.76	
5101H11060S1101450	DPW SIDEWALK & ST IMPROVEMENTS	40,000.00			40,000.00	
S1101 PROGRAM TOTALS						
		Count: 7	23,677.15	7,782.71	213,540.14	
60 DIVISION TOTALS						
		Count: 7	23,677.15	7,782.71	213,540.14	
10 DEPARTMENT TOTALS						
		Count: 7	23,677.15	7,782.71	213,540.14	
H11 APTYP+FY TOTALS						
		Count: 7	23,677.15	7,782.71	213,540.14	
101 FUND TOTALS						
		Count: 7	23,677.15	7,782.71	213,540.14	
FINAL TOTALS						
		Count: 7	23,677.15	7,782.71	213,540.14	

31,459.86

User ID : DPWUENB
 To date : 9/2013
 Account : 5101H11060SI101
 Dept/Division :
 Exclude Object Codes :

Account Number	Account Name	YTD Allotment	YTD Expenditures	O/S Encumbrance	Available Funds	Unallotted Balance
TOL APPROPRIATION						
5101H11060SI10111	DPW SIDEWALK & ST IMPROVEMENTS	12,400.00	7,655.46		4,744.54	
5101H11060SI10112	DPW SIDEWALK & ST IMPROVEMENTS	12,400.00	31,846.24		141.94	
5101H11060SI10113	DPW SIDEWALK & ST IMPROVEMENTS	13,875.36	13,785.95		89.41	
5101H11060SI101230	DPW SIDEWALK & ST IMPROVEMENTS	110,418.00	1,666.69	4.41	110,418.00	
5101H11060SI101240	DPW SIDEWALK & ST IMPROVEMENTS	6,369.50	6,870.99		4,698.40	
5101H11060SI101250	DPW SIDEWALK & ST IMPROVEMENTS	10,613.75	35,800.00		3,742.76	
5101H11060SI101450	DPW SIDEWALK & ST IMPROVEMENTS	35,800.00			35,800.00	
ST101 PROGRAM TOTALS						
		Count: 7	61,683.39	4.41	159,635.05	
60 DIVISION TOTALS						
		Count: 7	61,683.39	4.41	159,635.05	
10 DEPARTMENT TOTALS						
		Count: 7	61,683.39	4.41	159,635.05	
H11 APYPP-FY TOTALS						
		Count: 7	61,683.39	4.41	159,635.05	
101 FUND TOTALS						
		Count: 7	61,683.39	4.41	159,635.05	
FINAL TOTALS						
		Count: 7	61,683.39	4.41	159,635.05	

41,683.80

User ID : DPWDUENB
 To date : 9/2014
 Account : 5101H11060SI101
 Dept/Division :
 Exclude Object Codes:

Account Number	Account Name	YTD Allotment	YTD Expenditures	O/S Encumbrance	Available Funds	Unallotted Balance
5101H11060SI10111	DPW SIDEWALK & ST IMPROVEMENTS	4,744.54	4,744.54		0	
5101H11060SI10112	DPW SIDEWALK & ST IMPROVEMENTS	141.94	141.94		0	
5101H11060SI10113	DPW SIDEWALK & ST IMPROVEMENTS	89.41	89.41		0	
5101H11060SI101230	DPW SIDEWALK & ST IMPROVEMENTS	110,418.00	110,418.00		0	
5101H11060SI101240	DPW SIDEWALK & ST IMPROVEMENTS	40,502.81	40,502.81		0	
5101H11060SI101250	DPW SIDEWALK & ST IMPROVEMENTS	3,715.94	3,715.94		0	
5101H11060SI101450	DPW SIDEWALK & ST IMPROVEMENTS	3,742.76	3,742.76		0	

ST101 PROGRAM TOTALS	Count: 7	3,715.94	23,980.41	131,943.11	
60 DIVISION TOTALS	Count: 7	3,715.94	23,980.41	131,943.11	
159,639.46	Count: 7	3,715.94	23,980.41	131,943.11	
DEPARTMENT TOTALS:	Count: 7	3,715.94	23,980.41	131,943.11	
159,639.46	Count: 7	3,715.94	23,980.41	131,943.11	
APTYP-FY TOTALS:	Count: 7	3,715.94	23,980.41	131,943.11	
159,639.46	Count: 7	3,715.94	23,980.41	131,943.11	
FUND TOTALS:	Count: 7	3,715.94	23,980.41	131,943.11	
159,639.46	Count: 7	3,715.94	23,980.41	131,943.11	
FINAL TOTALS	Count: 7	3,715.94	23,980.41	131,943.11	

27,694.35

Run Date . . : 10/13/14
Run Time . . : 15:13:38
User ID . . . : DPMUDENB

FGIA A/R Transaction List

Page . . : 1
Program : PRTFRN

Account Id . . : 5101H111060SI101
G/L account . . :
Document . . . :
Trans code (s) : 103 104

From trans date: 10/ 1/2013 / To trans date : 9/30/2014 /
From add date : / / TO add date . . :
Add user . . . : CPDA No . . . :
Trans amt . . . : Trans amt . . . :

AccountId G/L Account
5101H111060SI101 11011214
5101H111060SI101 11011214

Cde Document Trans Date Trans Amt
103 J14FED0023 11/ 4/2013 84243.00-
103 J14FED0124 3/14/2014 1118.00-

Add UserId Add Date
PSTPAJVF 11/ 5/2013
PSTPAJVF 3/17/2014

FINAL TOTALS

Count: 2

85,361.00- /

**Office of Finance and Budget
DEPARTMENTAL FEDERAL FUNDING ABSTRACT**
(Note: This form has a continuation page)

Department/Agency: Department of Public Works
 Division/Program: Bus Operations
 AS400 Account Number: 5101H1210301B110

Department/Agency Head Certification
 Certified as to the accuracy of information contained herein:

 CARL V. DOMINGUEZ
 Signature
 Date: 10/28/14

Grant Title	CFDA Number	Grant Award No.	FY 2012 Federal Grant Award Received	Grant Period	Indirect Cost Applied for/Amount Rec'd.	Fiscal Year 2012			No. of FTE's Funded by Grant	Grant Award No.	FY 2013 Federal Grant Award Received	Grant Period	Indirect Cost Applied for/Amount Rec'd.	Fiscal Year 2013			No. of FTE's Funded by Grant
						FY 2012 Expenditures/Encumbrances 1/	FY 2012 Actual Federal Reimbursement	FY 2012 Actual Federal Reimbursement						FY 2013 Expenditures/Encumbrances 2/	FY 2013 Actual Federal Reimbursement	FY 2013 Actual Federal Reimbursement	
USDOL-School Bus Procurement (84 Pax)	15.875	D12AP00068	\$ 1,280,000.00	02/17/12 to 02/17/17	0	\$ -	\$ -	\$ -	0	D12AP00068	\$ -	02/17/12 to 02/17/17	0	\$ 1,175,990.00	\$ 1,175,990.00	\$ 1,175,990.00	0
Total			\$ 1,280,000.00		\$ -	\$ -	\$ -	\$ -	0		\$ -		\$ -	\$ 1,175,990.00	\$ 1,175,990.00	\$ 1,175,990.00	0

1/ If a grant is a continuing grant from previous fiscal years, indicate only in this column, the expenditures/encumbrances which occurred in FY 2012 (10/01/11 to 09/30/12).
 2/ If a grant is a continuing grant from previous fiscal years, indicate only in this column, the expenditures/encumbrances which occurred in FY 2013 (10/01/12 to 09/30/13).
 3/ If a grant is a continuing grant from previous fiscal years, indicate only in this column, the expenditures/encumbrances which occurred in FY 2014 (10/01/13 to 09/30/14).

User ID : DPWADDET
 To date : 9/2012
 Account : 5101H1210301B110 Exclude Object Codes :
 Dept/Division :

Account Number	Account Name	YTD Allotment	YTD Expenditures	O/S Encumbrance	Available Funds	Unallotted Balance
Tot Appropriation	SCHOOL BUS OPERATION	1,280,000.00			1,280,000.00	
5101H1210301B110450		1,280,000.00				
1,280,000.00						
<hr/>						
IB110	PROGRAM TOTALS	Count: 1,280,000.00	1		1,280,000.00	
<hr/>						
30	DIVISION TOTALS	Count: 1,280,000.00	1		1,280,000.00	
<hr/>						
10	DEPARTMENT TOTALS	Count: 1,280,000.00	1		1,280,000.00	
<hr/>						
H12	APYR+FY TOTALS	Count: 1,280,000.00	1		1,280,000.00	
<hr/>						
101	FUND TOTALS	Count: 1,280,000.00	1		1,280,000.00	
<hr/>						
FINAL TOTALS		Count: 1,280,000.00	1		1,280,000.00	

User ID : DPWMADET
 To date : 9/2013
 Account : 5101H1210301B110
 Dept/Division :
 Exclude Object Codes:

Account Number	Account Name	YTD Allocation	YTD Expenditures	O/S Encumbrance	Available Funds	Unallotted Balance
Tot Appropriation						
5101H1210301B110230	SCHOOL BUS OPERATION	29,010.00			29,010.00	
5101H1210301B110240	SCHOOL BUS OPERATION	75,000.00			75,000.00	
5101H1210301B110450	SCHOOL BUS OPERATION	1,175,990.00				
IB110 PROGRAM TOTALS						
		Count: 3	1,175,990.00		104,010.00	
30 DIVISION TOTALS						
		Count: 3	1,175,990.00		104,010.00	
10 DEPARTMENT TOTALS						
		Count: 3	1,175,990.00		104,010.00	
H12 APTYP+FY TOTALS						
		Count: 3	1,175,990.00		104,010.00	
101 FUND TOTALS						
		Count: 3	1,175,990.00		104,010.00	
FINAL TOTALS						
		Count: 3	1,175,990.00		104,010.00	

Run Date . . : 10/03/14
Run Time . . : 9:39:10
User ID. . . : DPMWADDET

FGIA A/R Transaction List

Page . . : 1
Program : PRPFTRN

Account Id . . : 5101H121030IB110
G/L account. . :
Document . . . :
Trans code(s) : 103 104

From trans date: / /
From add date : / /
Add user . . . :
To trans date : / /
To add date . . : / /
CPDA No . . . :
Trans amt . . . :

AccountId G/L Account
5101H121030IB110 110111215

Cde Document Trans Date Trans Amt
103 J13FED0240 8/ 1/2013 1175990.00-

Add UserId Add Date
PSTAVVFG 8/ 2/2013

FINAL TOTALS Count: 1 1,175,990.00-

User ID : : : : : PPMWADBT
 To date : : : : : 9/2014
 Account : : : : : 5101H1210301B110
 Dept/Division : : : : : Exclude Object Codes:

Account Number Account Name
 Tot Appropriation YTD Allotment YTD Expenditures O/S Encumbrance Available Funds Unallotted Balance
 5101H1210301B110230 SCHOOL BUS OPERATION 29,010.00 1,500.00 27,510.00
 29,010.00
 5101H1210301B110240 SCHOOL BUS OPERATION 75,000.00 24,153.55 31,907.92 18,938.53
 75,000.00
 5101H1210301B110450 SCHOOL BUS OPERATION


IB110	PROGRAM TOTALS	Count:	24,153.55	33,407.92	46,448.53
	104,010.00	104,010.00			
30	DIVISION TOTALS	Count:	24,153.55	33,407.92	46,448.53
	104,010.00	104,010.00			
10	DEPARTMENT TOTALS:	Count:	24,153.55	33,407.92	46,448.53
	104,010.00	104,010.00			
H12	APTY+FY TOTALS:	Count:	24,153.55	33,407.92	46,448.53
	104,010.00	104,010.00			
101	FUND TOTALS:	Count:	24,153.55	33,407.92	46,448.53
	104,010.00	104,010.00			
	FINAL TOTALS	Count:	24,153.55	33,407.92	46,448.53
	104,010.00	104,010.00			

57,561.47

**Office of Finance and Budget
DEPARTMENTAL FEDERAL FUNDING ABSTRACT**
(Note: This form has a continuation page)

Department/Agency: Department of Public Works
Division/Program: Bus Operations
AS400 Account Number: 5101H1310001B110

Department/Agency Head Certification
Certified as to the accuracy of information contained herein.


CARL V. DOMINGUEZ
 Signature
 Date 10/29/14

Fiscal Year 2012														Fiscal Year 2013				
Grant Title	CFDA Number	Grant Award No.	FY 2012 Federal Grant Award Received	Grant Period	Indirect Cost Applied for/Amount Rec'd.	FY 2012 Expenditures/Encumbrances 1/	FY 2012 Actual Federal Reimbursement	No. of FTE's Funded by Grant	Grant Award No.	FY 2013 Federal Grant Award Received	Grant Period	Indirect Cost Applied for/Amount Rec'd.	FY 2013 Expenditures/Encumbrances 2/	FY 2013 Actual Federal Reimbursement	No. of FTE's Funded by Grant			
USDOJ-DPW Bus Satellite Facility Repair	15.875								D13AF00034	\$ 350,000.00	10/01/12 to 09/30/17	0		-	0			
Total			\$ -	\$ -	\$ -	\$ -	\$ -	-	0	\$ 350,000.00	\$ -	\$ -	\$ -	\$ -	0			

1/ If a grant is a continuing grant from previous fiscal years, indicate only in this column, the expenditures/encumbrances which occurred in FY 2012 (10/01/11 to 09/30/12).
 2/ If a grant is a continuing grant from previous fiscal years, indicate only in this column, the expenditures/encumbrances which occurred in FY 2013 (10/01/12 to 09/30/13).
 3/ If a grant is a continuing grant from previous fiscal years, indicate only in this column, the expenditures/encumbrances which occurred in FY 2014 (10/01/13 to 09/30/14).

Run Date : 10/15/14
 Run Time : 13:11:57

STATEMENT OF APPROPRIATIONS, ALLOTMENT, OUTSTANDING ENCUMBRANCE AND EXPENDITURES

User ID : DEWMADET
 To date : 9/2013
 Account : 5101H131000IB110
 Dept/Division :

Exclude Object Codes:

Account Number	Account Name	YTD Allotment	YTD Expenditures	O/s Encumbrance	Available Funds	Unallotted Balance
Tot Appropriation						
5101H131000IB110230	DPW BUS SATELLITE FAC REPAIRS					350,000.00
		350,000.00				

IB110	PROGRAM TOTALS	Count: 1				350,000.00

00	DIVISION TOTALS	Count: 1				350,000.00

10	DEPARTMENT TOTALS	Count: 1				350,000.00

H13	APTR+FY TOTALS	Count: 1				350,000.00

101	FUND TOTALS	Count: 1				350,000.00

	FINAL TOTALS	Count: 1				350,000.00

Run Date . . : 10/03/14
 Run Time . . : 10:37:24

STATEMENT OF APPROPRIATIONS, ALLOTMENT, OUTSTANDING ENCUMBRANCE AND EXPENDITURES

User ID : DPWADDET
 No date : 9/2014
 Account : 5101H1310001B110
 Dept/Division :

Exclude Object Codes:

Account Number	Account Name	YTD Allotment	YTD Expenditures	O/S Encumbrance	Available Funds	Unallotted Balance
<u>TOE APPROPRIATION</u>						
5101H1310001B110230	DPW BUS SATELLITE FAC REPAIRS					350,000.00
		350,000.00				

IB110	PROGRAM TOTALS	Count: 1				350,000.00
00	DIVISION TOTALS	Count: 1				350,000.00
10	DEPARTMENT TOTALS	Count: 1				350,000.00
H13	APTY+FY TOTALS	Count: 1				350,000.00
101	FUND TOTALS	Count: 1				350,000.00
	<u>FINAL TOTALS</u>	Count: 1				350,000.00

**Office of Finance and Budget
DEPARTMENTAL FEDERAL FUNDING ABSTRACT**
(Note: This form has a continuation page)

Department/Agency: Department of Public Works
 Division/Program: 5101F1210001B11/5101F1310001B11/5101F1410001B11
 AS400 Account Number:

Department/Agency Head Certification Certified as to the accuracy of information contained herein: _____ CARLE V. DOMINGUEZ Signature: <i>[Signature]</i> Date: <i>10/24/13</i>
--

Grant Title	CFDA Number	Grant Award No.	FY 2012 Federal Grant Award Received	Grant Period	Indirect Cost Applied for/Amount Rec'd.	FY 2012 Expenditures/ Encumbrances 1/	FY 2012 Actual Federal Reimbursement	No. of FTE's Funded by Grant	Fiscal Year 2012				Fiscal Year 2013			
									Grant Award No.	FY 2013 Federal Grant Award Received	Grant Period	Indirect Cost Applied for/Amount Rec'd.	FY 2013 Expenditures/ Encumbrances 2/	FY 2013 Actual Federal Reimbursement	No. of FTE's Funded by Grant	
DOI-Compact Impact-School Leaseback Project	15 875	D12AR00001	\$ 7,100,000.00	11/14/11 to 11/14/12	0	\$ 7,100,000.00	-		D13AR00025	\$ 7,100,000.00	10/01/12 to 09/30/17	\$	-	\$ 7,100,000.00	-	0
Total			\$ 7,100,000.00		\$	-	\$ 7,100,000.00		0	\$ 7,100,000.00		\$	-	\$ 7,100,000.00		0

1/ If a grant is a continuing grant from previous fiscal years, indicate only in this column, the expenditures/encumbrances which occurred in FY 2012 (10/01/11 to 09/30/12).
 2/ If a grant is a continuing grant from previous fiscal years, indicate only in this column, the expenditures/encumbrances which occurred in FY 2013 (10/01/12 to 09/30/13).
 3/ If a grant is a continuing grant from previous fiscal years, indicate only in this column, the expenditures/encumbrances which occurred in FY 2014 (10/01/13 to 09/30/14).

User ID : DPWDUENB
 To date : 9/2012
 Account : 5101F121000IB111 Exclude Object Codes:
 Dept/Division :

Account Number	Account Name	YTD Allotment	YTD Expenditures	O/S Encumbrance	Available Funds	Unallotted Balance
<u>For Appropriation</u>						
5101F121000IB111290	COMP IMP-SCHOOL LEASBACK PROJ	7,100,000.00	7,100,000.00			
7,100,000.00						
<u>IB111 PROGRAM TOTALS</u>						
	Count:	1	7,100,000.00			
7,100,000.00						
<u>00 DIVISION TOTALS</u>						
	Count:	1	7,100,000.00			
7,100,000.00						
<u>10 DEPARTMENT TOTALS</u>						
	Count:	1	7,100,000.00			
7,100,000.00						
<u>F12 APTTP+PY TOTALS</u>						
	Count:	1	7,100,000.00			
7,100,000.00						
<u>101 FUND TOTALS</u>						
	Count:	1	7,100,000.00			
7,100,000.00						
<u>FINAL TOTALS</u>						
	Count:	1	7,100,000.00			
7,100,000.00						

Run Date : 10/13/14
 Run Time : 15:16:46

STATEMENT OF APPROPRIATIONS, ALLOTMENT, OUTSTANDING ENCUMBRANCE AND EXPENDITURES

Page . : 1
 Program : PRTAPPN

User ID : DPWDUBNB
 To date : 9/2013
 Account : 5101F1310001B111
 Dept/Division :

Exclude Object Codes :

Account Number	Account Name	YTD Allotment	YTD Expenditures	O/S Encumbrance	Available Funds	Unallotted Balance

5101F1310001B11290	COMP IMP-SCHOOL LEASEBACK PROJ	7,100,000.00	7,100,000.00			
7,100,000.00		7,100,000.00	7,100,000.00			

IB11	PROGRAM TOTALS	Count: 1	7,100,000.00			
7,100,000.00						

00	DIVISION TOTALS	Count: 1	7,100,000.00			
7,100,000.00						

10	DEPARTMENT TOTALS	Count: 1	7,100,000.00			
7,100,000.00						

F13	APTR+FY TOTALS	Count: 1	7,100,000.00			
7,100,000.00						

101	FUND TOTALS	Count: 1	7,100,000.00			
7,100,000.00						

FINAL TOTALS		Count: 1	7,100,000.00			
7,100,000.00						

Run Date : 10/13/14 STATEMENT OF APPROPRIATIONS, ALLOTMENT, OUTSTANDING ENCUMBRANCE AND EXPENDITURES
 Run Time : 14:39:24

Page : 1
 Program : PRTAPPN

User ID : DPWDUENB
 To date : 9/2014
 Account : 5101F**1000IB111
 Dept/Division :

Exclude Object Codes:

Account Number Account Name YTD Allotment YTD Expenditures O/S Encumbrance Available Funds Unallotted Balance
 Tot Appropriation
 5101F101000IB111290 COMP IMP-SCHOOL LEASEBACK PROJ

IB111 PROGRAM TOTALS Count: 1

00 DIVISION TOTALS Count: 1

10 DEPARTMENT TOTALS Count: 1

F10 APTYP+FY TOTALS Count: 1

5101F131000IB111290 COMP IMP-SCHOOL LEASEBACK PROJ

IB111 PROGRAM TOTALS Count: 1

00 DIVISION TOTALS Count: 1

10 DEPARTMENT TOTALS Count: 1

F13 APTYP+FY TOTALS Count: 1

5101F141000IB111290 DOI GRANT SCHOOL LEASEBACK PRJ
 7,100,000.00 7,100,000.00 7,100,000.00

IB111 PROGRAM TOTALS Count: 1 7,100,000.00

00 DIVISION TOTALS Count: 1 7,100,000.00

10 DEPARTMENT TOTALS Count: 1 7,100,000.00

F14 APTYP+FY TOTALS Count: 1 7,100,000.00

101 FUND TOTALS Count: 3 7,100,000.00

FINAL TOTALS Count: 3 7,100,000.00

User ID : : DPMWADET
 To date : : 9/2013
 Account : : 5101H131000IB112
 Dept/Division :
 Exclude Object Codes:

Account Number	Account Name	YTD Allotment	YTD Expenditures	O/S Encumbrance	Available Funds	Unallotted Balance
5101H131000IB112230	FY13 DOI/CIP SCHL BUS PROGRAMT	2,063,000.00			2,063,000.00	
IB112 PROGRAM TOTALS		2,063,000.00	3		2,063,000.00	
00	DIVISION TOTALS	2,063,000.00	3		2,063,000.00	
DEPARTMENT TOTALS		2,063,000.00	3		2,063,000.00	
H13	APTY+FY TOTALS	2,063,000.00	3		2,063,000.00	
FUND TOTALS		2,063,000.00	3		2,063,000.00	
FINAL TOTALS		2,063,000.00	3		2,063,000.00	

Run Date : 10/03/14
 Run Time : 10:25:37

STATEMENT OF APPROPRIATIONS, ALLOTMENT, OUTSTANDING ENCUMBRANCE AND EXPENDITURES

User ID : DPWADDET
 To date : 9/2014
 Account : 5101H1310001B112
 Dept/Division :

Exclude Object Codes :

Account Number	Account Name	YTD Allotment	YTD Expenditures	O/S Encumbrance	Available Funds	Unallotted Balance
<u>Tot Appropriation</u>						
5101H1310001B112230	FY13 DOI/CIP SCHL BUS PROGRAMT					
		2,063,000.00				
<u>5101H1310001B112250</u>						
	FY13 DOI/CIP SCHL BUS PROGRAMT					
		2,063,000.00		1,920,000.00	143,000.00	
<u>IB112 PROGRAM TOTALS</u>						
		Count: 3			1,920,000.00	143,000.00
<u>00 DIVISION TOTALS</u>						
		Count: 3			1,920,000.00	143,000.00
<u>10 DEPARTMENT TOTALS</u>						
		Count: 3			1,920,000.00	143,000.00
<u>H13 APTYP+FY TOTALS</u>						
		Count: 3			1,920,000.00	143,000.00
<u>101 FUND TOTALS</u>						
		Count: 3			1,920,000.00	143,000.00
<u>FINAL TOTALS</u>						
		Count: 3			1,920,000.00	143,000.00

User ID : DPWDUEMB
 To date : 9/2013
 Account : 5101H131000IB113
 Dept/Division :
 Account Number Account Name
 Tol Appropriation YTD Allotment YTD Expenditures

			O/S Encumbrance	Available Funds	Unallotted Balance
5101H131000IB113250	FY13 DOI CIP-HVY EQ/PREV MAINT				
5101H131000IB113450	FY13 DOI CIP-HVY EQ/PREV MAINT				
2,000,000.00		2,000,000.00		2,000,000.00	

IB113	PROGRAM TOTALS	Count: 3		2,000,000.00	
2,000,000.00					

00	DIVISION TOTALS	Count: 3		2,000,000.00	
2,000,000.00					

10	DEPARTMENT TOTALS	Count: 3		2,000,000.00	
2,000,000.00					

H13	APTPP+FY TOTALS	Count: 3		2,000,000.00	
2,000,000.00					

101	FUND TOTALS	Count: 3		2,000,000.00	
2,000,000.00					

FINAL TOTALS		Count: 3		2,000,000.00	
2,000,000.00					

User ID : DPWUENB
 To date : 9/2014
 Account : 5101H131000IB113
 Dept/Division :
 Exclude Object Codes:

Account Number	Account Name	YTD Allotment	YTD Expenditures	O/S Encumbrance	Available Funds	Unallotted Balance
5101H131000IB113250	FY13 DOI CIP-HVY EQ/PREV MAINT					
5101H131000IB113450	FY13 DOI CIP-HVY EQ/PREV MAINT					
2,000,000.00		2,000,000.00		1,900,000.00	100,000.00	

IB113 PROGRAM TOTALS	Count:	2,000,000.00		1,900,000.00	100,000.00	

00 DIVISION TOTALS	Count:	2,000,000.00		1,900,000.00	100,000.00	

10 DEPARTMENT TOTALS	Count:	2,000,000.00		1,900,000.00	100,000.00	

H13 APTYP+FY TOTALS	Count:	2,000,000.00		1,900,000.00	100,000.00	

101 FUND TOTALS	Count:	2,000,000.00		1,900,000.00	100,000.00	

FINAL TOTALS	Count:	2,000,000.00		1,900,000.00	100,000.00	

User ID : DPWDJENB
 To date : 9/2013
 Account : 5101H131000IB114
 Dept/Division :
 Exclude Object Codes:

Account Number	Account Name	YTD Allotment	YTD Expenditures	O/S Encumbrance	Available Funds	Unallotted Balance
101	ADP/OPERATION	FY13	DOI CIP-INFRASTR MAINT			
5101H131000IB114230						
545,000.00						
IB114	PROGRAM TOTALS	Count:	3			545,000.00
545,000.00						
00	DIVISION TOTALS	Count:	3			545,000.00
545,000.00						
10	DEPARTMENT TOTALS:	Count:	3			545,000.00
545,000.00						
H13	APY/P+FY TOTALS:	Count:	3			545,000.00
545,000.00						
101	FUND TOTALS:	Count:	3			545,000.00
545,000.00						
FINAL TOTALS		Count:	3			545,000.00

User ID : DEPTVDIM
 To date : 9/2014
 Account : 5101H131000IB114
 Dept/Division :

Exclude Object Codes:

Account Number	Account Name	YTD Allotment	YTD Expenditures	O/S Encumbrance	Available Funds	Unallotted Balance
<u>Tot Appropriation</u>						
5101H131000IB114230	FY13 DOI CIP-INFRASTR MAINT					

5101H131000IB114250	FY13 DOI CIP-INFRASTR MAINT					

IB114	PROGRAM TOTALS	Count: 3				545,000.00

00	DIVISION TOTALS	Count: 3				545,000.00

10	DEPARTMENT TOTALS	Count: 3				545,000.00

H13	APTYP+FY TOTALS	Count: 3				545,000.00

101	FUND TOTALS	Count: 3				545,000.00

FINAL TOTALS		Count: 3				545,000.00

User ID : DPWUENB
 To date : 9/2013
 Account : 5101H131020TA101 Exclude Object Codes:
 Dept/Division :

Account Number	Account Name	YTD Allotment	YTD Expenditures	O/S Encumbrance	Available Funds	Unallotted Balance
Tot Appropriation						
5101H131020TA101230	DPW FLEET MANAGEMENT SYSTEM	200,000.00			200,000.00	

TA101	PROGRAM TOTALS	Count: 200,000.00	1		200,000.00	
20	DIVISION TOTALS	Count: 200,000.00	1		200,000.00	

10	DEPARTMENT TOTALS:	Count: 200,000.00	1		200,000.00	

H13	APTP+FY TOTALS:	Count: 200,000.00	1		200,000.00	

101	FUND TOTALS:	Count: 200,000.00	1		200,000.00	

FINAL TOTALS		Count: 200,000.00	1		200,000.00	

User ID . . . : DPWBERES
 To date . . . : 9/2014
 Account . . . : 5101H131020TA101
 Dept/Division :

Exclude Object Codes:

Account Number	Account Name	YTD Allotment	YTD Expenditures	O/S Encumbrance	Available Funds	Unallotted Balance
Tot Appropriation						
5101H131020TA101230	DPW FLEET MANAGEMENT SYSTEM	200,000.00		200,000.00		

TA101	PROGRAM TOTALS	Count: 200,000.00	1	200,000.00		
20	DIVISION TOTALS	Count: 200,000.00	1	200,000.00		

10	DEPARTMENT TOTALS:	Count: 200,000.00	1	200,000.00		

H13	APPLY-PY TOTALS:	Count: 200,000.00	1	200,000.00		

101	FUND TOTALS:	Count: 200,000.00	1	200,000.00		

	FINAL TOTALS	Count: 200,000.00	1	200,000.00		

Office of Finance and Budget
 DEPARTMENTAL FEDERAL FUNDING ABSTRACT
 (Note: This form has a continuation page)

Department/Agency: Department of Public Works
 Division/Program: Capital Improvement Projects
 AS400 Account Number: 5101H1310107A104

Department/Agency Head Certification
 Certified as to the accuracy of information contained herein:
 CARL V. DOMINGUEZ
 Signature
 Date 10/28/14

Grant Title	CFDA Number	Grant Award No.	FY 2012 Federal Grant Award Received	Grant Period	Fiscal Year 2012				Fiscal Year 2013						
					Indirect Cost Applied for/Amount Rec'd	FY 2012 Expenditures / Encumbrances 1/	FY 2012 Actual Federal Reimbursement	No. of FTE's Funded by Grant	Grant Award No.	FY 2013 Federal Grant Award Received	Grant Period	Indirect Cost Applied for/Amount Rec'd	FY 2013 Expenditures / Encumbrances 2/	FY 2013 Actual Federal Reimbursement at	No. of FTE's Funded by Grant
DOI-OIA TAP Grant CIP Equipment	15 875				0 \$	- \$	- \$		D13A P00106	20,000.00 \$	07/18/13 to 09/30/16	- \$	18,406.69 \$	- \$	0
Total										0 \$	20,000.00 \$		18,406.69 \$		0

1/ If a grant is a continuing grant from previous fiscal years, indicate only in this column, the expenditures/encumbrances which occurred in FY 2012 (10/01/11 to 09/30/12).
 2/ If a grant is a continuing grant from previous fiscal years, indicate only in this column, the expenditures/encumbrances which occurred in FY 2013 (10/01/12 to 09/30/13).
 3/ If a grant is a continuing grant from previous fiscal years, indicate only in this column, the expenditures/encumbrances which occurred in FY 2014 (10/01/13 to 09/30/14).

Run Date : 10/14/14
 Run Time : 15:00:13

STATEMENT OF APPROPRIATIONS, ALLOTMENT, OUTSTANDING ENCUMBRANCE AND EXPENDITURES

User ID : DPWTYD1M
 To date : 9/2013
 Account : 5101H131010TA104
 Dept/Division :

Exclude Object Codes:

Account Number	Account Name	YTD Allotment	YTD Expenditures	O/S Encumbrance	Available Funds	Unallotted Balance
<u>Tot Appropriation</u>						
5101H131010TA104250	TA-GU-2013-6 TECH ASSIST PROG	20,000.00		18,406.69	1,593.31	
5101H131010TA104450	TA-GU-2013-6 TECH ASSIST PROG					
<u>TA104 PROGRAM TOTALS</u>						
		Count: 2		18,406.69	1,593.31	
<u>10 DIVISION TOTALS</u>						
		Count: 2		18,406.69	1,593.31	
<u>10 DEPARTMENT TOTALS</u>						
		Count: 2		18,406.69	1,593.31	
<u>H13 APTYP+FY TOTALS</u>						
		Count: 2		18,406.69	1,593.31	
<u>101 FUND TOTALS</u>						
		Count: 2		18,406.69	1,593.31	
<u>FINAL TOTALS</u>						
		Count: 2		18,406.69	1,593.31	

DPWTYDIM

10/14/14

Position to Account 5101H131010TA104

Appropriation Accounts

Current Period

WRKAPPN

14:52:27

FY 2013

Appropriation account number : 5101H131010TA104250 TA-GU-2013-6 TECH ASSIST
Obligation end date. : 9 30 2016

Original Appropriation :
Budget Adjustments :
Total Appropriation : 20,000.00

	<u>Current Period</u>	<u>Year To Date</u>
Allotments :		20,000.00
Expenditures :		
Outstanding Encumbrances :		18,406.69

Funds Available :	1,593.31
Unallotted Balance :	
Funds in Reserve :	

Printing submitted. Check printer.

WRKAPPN

Appn acct no. . : 5101H131010TA104250 TA-GU-2013-6 TECH ASSIST PROG
 FY 2014 FY 2015

Original appn . . :			
Adjustments . . . :			
Transfers :	20,000.00		
Total appn. . . . :	20,000.00		20,000.00
YrEnd Rollover . . :	20,000.00	20,000.00	Appn w/rollover
(01) October. . . . :		20,000.00	W/AllotRollover
(02) November . . . :			
(03) December . . . :			
(04) January. . . . :			
(05) February . . . :	20,000.00		
(06) March. :			
(07) April. :			
(08) May. :			
(09) June :			
(10) July :			
(11) August :			
(12) September. . . :			
YTD allotments. . :	20,000.00	20,000.00	
* Unreleased:			*(Excludes X/Z)
* Reserve . . . :			

User ID DPWTTDIM
 To date 9/2014
 Account 5101H131010TA104
 Dept/Division :
 Exclude Object Codes:

Account Number Account Name
 TOT APPROPRIATION YTD Allotment YTD Expenditures.
 5101H131010TA104250 TA-GU-2013-6 TECH ASSIST PROG 20,000.00 19,329.92 670.08
 5101H131010TA104450 TA-GU-2013-6 TECH ASSIST PROG 20,000.00

Account Number	Account Name	YTD Allotment	YTD Expenditures	O/S Encumbrance	Available Funds	Unallotted Balance
TA104	PROGRAM TOTALS	Count: 20,000.00	2	19,329.92	670.08	
10	DIVISION TOTALS	Count: 20,000.00	2	19,329.92	670.08	
10	DEPARTMENT TOTALS:	Count: 20,000.00	2	19,329.92	670.08	
H13	APYTP+FY TOTALS:	Count: 20,000.00	2	19,329.92	670.08	
101	FUND TOTALS:	Count: 20,000.00	2	19,329.92	670.08	
	FINAL TOTALS	Count: 20,000.00	2	19,329.92	670.08	

DPWTYDIM

10/14/14

Position to Account 5101H131010TA104

Appropriation Accounts

To date is for 09/2014

WRKAPPN

15:05:08

FY 2014

Appropriation account number : 5101H131010TA104250 TA-GU-2013-6 TECH ASSIST

Obligation end date. : 9 30 2016

Original Appropriation :	
Budget Adjustments :	20,000.00
Total Appropriation :	20,000.00

	<u>Current Period</u>	<u>Year To Date</u>
Allotments :		20,000.00
Expenditures :		
Outstanding Encumbrances :		19,329.92
Funds Available :	670.08	
Unallotted Balance :		
Funds in Reserve :		

Appn acct no. . : 5101H131010TA104250 TA-GU-2013-6 TECH ASSIST PROG
 FY 2014 FY 2015

Original appn . . :			
Adjustments . . . :			
Transfers :	20,000.00		
Total appn. . . . :	20,000.00		20,000.00
YrEnd Rollover . . :	20,000.00	20,000.00	Appn w/rollover
(01) October. . . . :		20,000.00	W/AllotRollover
(02) November . . . :			
(03) December . . . :			
(04) January. . . . :			
(05) February . . . :	20,000.00		
(06) March. :			
(07) April. :			
(08) May. :			
(09) June :			
(10) July :			
(11) August :			
(12) September. . . :			
YTD allotments. . :	20,000.00	20,000.00	
* Unreleased:			*(Excludes X/Z)
* Reserve :			

Office of Finance and Budget
 DEPARTMENTAL FEDERAL FUNDING ABSTRACT
 (Note: This form has a continuation page)

Department/Agency: Department of Public Works
 Division/Program: Capital Improvement Projects
 AS400 Account Number: 5101H1310107A105

Handwritten initials: JFC, met, [unclear]

Department/Agency Head Certification
 Certified as to the accuracy of information contained herein
 CAROL DOMINEZ
 Signature: *[Signature]*
 Date: 10/28/14

Grant Title	CFDA Number	Grant Award No.	Fiscal Year 2012										Fiscal Year 2013							
			FY 2012 Federal Grant Award Received	Grant Period	Indirect Cost Applied for Amount Rec'd.	FY 2012 Expenditures/ Encumbrances 1/	FY 2012 Actual Federal Reimbursement	No. of FTE's Funded by Grant	Grant Award No.	FY 2013 Federal Grant Award Received	Grant Period	Indirect Cost Applied for Amount Rec'd.	FY 2013 Expenditures/ Encumbrances 2/	FY 2013 Actual Federal Reimbursement	No. of FTE's Funded by Grant					
DOI-OIA TAP Grant-DPW Doors/Windows Replacement (Supplemental Grant)	15.875				0	\$						D13A-P00141	\$ 40,000.00	09/05/13 to 07/30/15						
Total			\$ -	\$ -	\$ -	\$ -	\$ -	\$ -	\$ -	\$ -	\$ -	0	\$ 40,000.00	\$ -	\$ -	\$ -	\$ -	0	0	

1/ If a grant is a continuing grant from previous fiscal years, indicate only in this column, the expenditures/encumbrances which occurred in FY 2012 (10/01/11 to 09/30/12).
 2/ If a grant is a continuing grant from previous fiscal years, indicate only in this column, the expenditures/encumbrances which occurred in FY 2013 (10/01/12 to 09/30/13).
 3/ If a grant is a continuing grant from previous fiscal years, indicate only in this column, the expenditures/encumbrances which occurred in FY 2014 (10/01/13 to 09/30/14).

User ID : DPWYDIDM
 To date : 9/2014
 Account : 5101H1310107A105
 Dept/Division :
 Exclude Object Codes:

Account Number	Account Name	YTD Allotment	YTD Expenditures	O/S Encumbrance	Available Funds	Unallotted Balance
Total Appropriation TAP-GUAM-2013-10 TECH ASSIST						
5101H1310107A105230	TAP-GUAM-2013-10 TECH ASSIST	40,000.00				
5101H1310107A105450	TAP-GUAM-2013-10 TECH ASSIST	40,000.00				
TA165 PROGRAM TOTALS		Count: 40,000.00	2	18,000.00	22,000.00	
10 DIVISION TOTALS		Count: 40,000.00	2	18,000.00	22,000.00	
10 DEPARTMENT TOTALS		Count: 40,000.00	2	18,000.00	22,000.00	
H13 APTYP+FY TOTALS		Count: 40,000.00	2	18,000.00	22,000.00	
101 FUND TOTALS		Count: 40,000.00	2	18,000.00	22,000.00	
FINAL TOTALS		Count: 40,000.00	2	18,000.00	22,000.00	

DPWTYDIM

10/14/14

Position to Account

Appropriation Accounts

To date is for 09/2014

5101H131010TA105

WRKAPPN

14:46:28

FY 2014

Appropriation account number : 5101H131010TA105450 TAP-GUAM-2013-10 TECH ASS
Obligation end date. : 7 30 2015

Original Appropriation : 40,000.00
Budget Adjustments :
Total Appropriation : 40,000.00

	<u>Current Period</u>	<u>Year To Date</u>
Allotments :		40,000.00
Expenditures :		
Outstanding Encumbrances :		18,000.00
Funds Available :	22,000.00	
Unallotted Balance :		
Funds in Reserve :		

Printing submitted. Check printer.

WRKAPPN

Appn acct no.	5101H131010TA105450	TAP-GUAM-2013-10	TECH ASSIST
	FY 2014	FY 2015	
Original appn	40,000.00		
Adjustments			
Transfers			
Total appn.	40,000.00		40,000.00
YrEnd Rollover	40,000.00	40,000.00	Appn w/rollover
(01) October.	40,000.00	40,000.00	W/AllotRollover
(02) November			
(03) December			
(04) January.			
(05) February			
(06) March.			
(07) April.			
(08) May.			
(09) June			
(10) July			
(11) August			
(12) September.			
YTD allotments.	40,000.00	40,000.00	
* Unreleased:			*(Excludes X/Z)
* Reserve			

Office of Finance and Budget
DEPARTMENTAL FEDERAL FUNDING ABSTRACT
(Note: This form has a continuation page)

Department/Agency: Department of Public Works
 Division/Program: Director's Office
 AS400 Account Number: 5101H1410001B110

Department/Agency Head Certification
 Certified as to the accuracy of information contained herein:

CARL V. DOMINGUEZ
 Signature
 10/16/2014
 Date

Grant Title	CFDA Number	Grant Award No.	FY 2012 Federal Grant Award Received	Grant Period	Indirect Cost Applied for/Amount Rec'd.	FY 2012 Expenditures/Encumbrances 1/	FY 2012 Actual Federal Reimbursement	No. of FTE's Funded by Grant	Fiscal Year 2012				Fiscal Year 2013			
									Grant Award No.	FY 2013 Federal Grant Award Received	Grant Period	Indirect Cost Applied for/Amount Rec'd.	FY 2013 Expenditures/Encumbrances 2/	FY 2013 Actual Federal Reimbursement	No. of FTE's Funded by Grant	
DOI IA Grant-Vehicles & Road Repairs	15.875	D14AR00033/ Guam-CI-2014-4	\$ -	10/01/13 - 09/30/18	0	\$ -	\$ -	D14AR00033/Guam-CI-2014-4	\$ -	10/01/13 - 09/30/18	\$ -	\$ -	\$ -	\$ -	0	
Total			\$ -		\$ -	\$ -	\$ -	0	\$ -		\$ -	\$ -	\$ -	\$ -	0	

1/ If a grant is a continuing grant from previous fiscal years, indicate only in this column, the expenditures/encumbrances which occurred in FY 2012 (10/01/11 to 09/30/12).
 2/ If a grant is a continuing grant from previous fiscal years, indicate only in this column, the expenditures/encumbrances which occurred in FY 2013 (10/01/12 to 09/30/13).
 3/ If a grant is a continuing grant from previous fiscal years, indicate only in this column, the expenditures/encumbrances which occurred in FY 2014 (10/01/13 to 09/30/14).

User ID : DPWUENB
 To date : 9/2014
 Account : 5101H141000IB110 Exclude Object Codes:
 Dept/Division :

Account Number	Account Name	YTD Allotment	YTD Expenditures	O/S Encumbrance	Available Funds	Unallotted Balance
Tot Appropriation						
5101H141000IB110230	DOI IA GRANT-VEH/ROAD	750,000.00	750,000.00		750,000.00	
5101H141000IB110240	DOI IA GRANT-VEH/ROAD	150,000.00	150,000.00	2,220.00	62,000.00	
5101H141000IB110450	DOI IA GRANT-VEH/ROAD	600,000.00	600,000.00	586,922.00	13,078.00	
IB110 PROGRAM TOTALS						
		Count: 3	85,780.00	589,142.00	825,078.00	
00	DIVISION TOTALS	Count: 3	85,780.00	589,142.00	825,078.00	
10	DEPARTMENT TOTALS	Count: 3	85,780.00	589,142.00	825,078.00	
H14	APTP+FY TOTALS	Count: 3	85,780.00	589,142.00	825,078.00	
101	FUND TOTALS	Count: 3	85,780.00	589,142.00	825,078.00	
FINAL TOTALS		Count: 3	85,780.00	589,142.00	825,078.00	

674,922

Run Date : 10/13/14
Run Time : 14:55:45
User ID : DPMUDVENB

FGIA A/R Transaction List

Page : 1
Program : PRTTTRM

Account Id : 5101H1410001B110
G/L account :
Document :
Trans code(s) : 103 104

From trans date: 10/1/2013 To trans date : 9/30/2014
From add date : / /
Add user :
CPDA No :
Trans amt :

AccountId G/L Account
5101H1410001B110 11011215
5101H1410001B110 11011215

Cde Document Trans Date Trans Amt
103 J14PED0262 8/20/2014 8000.00-
103 J14PED0292 9/11/2014 66113.00-


Add UserId Add Date
PSTAJVFG 8/22/2014
PSTAJVFG 9/15/2014

FINAL TOTALS Count: 2

74,113.00-

**Office of Finance and Budget
DEPARTMENTAL FEDERAL FUNDING ABSTRACT
(Note: This form has a continuation page)**

Department/Agency: Department of Public Works
 Division/Program: Bus Operations
 AS400 Account Number: 5101H1410001B115

Department/Agency Head Certification	
Certified as to the accuracy of information contained herein:	
 CARL Y. DOMINGUEZ Signature	10/22/14 Date

Grant Title	CFDA Number	Grant Award No.	FY 2012 Federal Grant Award Received	Grant Period	Indirect Cost Applied for/Amount Rec'd.	FY 2012 Expenditures/ Encumbrances 1/	FY 2012 Actual Federal Reimbursement	No. of FTE's Funded by Grant	Fiscal Year 2012				Fiscal Year 2013														
									FY 2012 Federal Grant Award Received	Grant Period	Indirect Cost Applied for/Amount Rec'd.	FY 2012 Expenditures/ Encumbrances 2/	FY 2013 Actual Federal Reimbursement	No. of FTE's Funded by Grant	FY 2013 Federal Grant Award Received	Grant Period	Indirect Cost Applied for/Amount Rec'd.	FY 2013 Expenditures/ Encumbrances 2/	FY 2013 Actual Federal Reimbursement	No. of FTE's Funded by Grant							
Total													\$ -	\$ -	\$ -	\$ -	\$ -	\$ -	\$ -	0	\$ -	\$ -	\$ -	\$ -	\$ -	\$ -	0

1/ If a grant is a continuing grant from previous fiscal years, indicate only in this column, the expenditures/encumbrances which occurred in FY 2012 (10/01/11 to 09/30/12).
 2/ If a grant is a continuing grant from previous fiscal years, indicate only in this column, the expenditures/encumbrances which occurred in FY 2013 (10/01/12 to 09/30/13).
 3/ If a grant is a continuing grant from previous fiscal years, indicate only in this column, the expenditures/encumbrances which occurred in FY 2014 (10/01/13 to 09/30/14).

User ID : DPWDUENB
 To date : 9/2014
 Account : 5101H141000IB115
 Dept/Division :

Account Number	Account Name	YTD Allotment	YTD Expenditures	O/S Encumbrance	Available Funds	Unallotted Balance
<u>Tot Appropriation</u>						
5101H141000IB115230	DOI CIP GRANT-DPW SCHOOL BUSES					
5101H141000IB115240	DOI CIP GRANT-DPW SCHOOL BUSES					
		145,000.00	145,000.00		145,000.00	
5101H141000IB115250	DOI CIP GRANT-DPW SCHOOL BUSES					
		2,400,000.00	2,400,000.00		2,400,000.00	
<u>IB115 PROGRAM TOTALS</u>						
		2,545,000.00			2,545,000.00	
<u>00 DIVISION TOTALS</u>						
		2,545,000.00	4		2,545,000.00	
<u>10 DEPARTMENT TOTALS</u>						
		2,545,000.00	4		2,545,000.00	
<u>H14 APYR+FY TOTALS</u>						
		2,545,000.00	4		2,545,000.00	
<u>101 FUND TOTALS</u>						
		2,545,000.00	4		2,545,000.00	
<u>FINAL TOTALS</u>						
		2,545,000.00	4		2,545,000.00	

